



NORTHWAY

cattle co.



NORTHWAY A4 CLASSIC

February
4TH
2022

2PM | FRIDAY

POWERADE

BULL & FEMALE SALE

AT THE RANCH | CLEARDALE, ALBERTA





NORTHWAY

cattle co.

Dear Cattlemen & Friends

It is our pleasure to welcome you to our upcoming Northway Cattle Co. Powerade Angus Bull & Female Sale. We look forward to meeting and getting to know you & your operation. While we know everyone faces a different environment & challenges in the beef industry, we all still strive to hit the same target.... working towards putting more profitable dollars on the bottom line.

At Northway Cattle Co. we put a lot of effort in building a program with a vision & solid foundation that our customers can rely on, not only once but for years to come. We have responsibly developed an outstanding set of bulls with longevity in mind to go out and work for you, our customers. We feel bulls born on pasture in the early summer in sync with nature and are allowed to grow frame with extra age should add to the longevity of the Bulls. The bulls on offer are a powerful & consistent set designed with natural thickness & length and should be able to cover more cows with the extra age that they have been developed for. Every mating decision we make is designed to leave - calving ease bulls with traits for feed efficiency and the ability to weigh up heavy at weaning time with adequate frame capacity to perform economically as replacements or in the feed lot.

A Note About Our Bull Development Program

At Northway Cattle Co. the bulls are never pushed hard on feed and are developed responsibly. In the late fall once the grass is gone the cows and their calves get moved to their Wintering Site's (over 120 acre pastures to promote exercise, walking for water.) Bulls start eating a high roughage total mixed ration from bunk feeders alongside their mom's until they get weaned in early February, they then go through their first screening process. The bulls are required to have been born unassisted & weigh over 700 pounds at adjusted 205 DW, any bulls that fail to do so get ringed. The bulls are then fed a balanced high roughage based ration for 120 days to target 2.5 pounds gain per day. Before going back out to pasture for the summer the bulls go through a second screening process where we cull the bulls that couldn't achieve the 2.5 pound per day gain that was targeted, we also cull the bulls that show structural or disposition issues at that time. We require the bulls to achieve these goals as we think there are enough good registered bulls for sale in the industry that we don't need to add any that don't represent what we're trying to accomplish. Another reason we don't sell bulls that don't meet our standards is we will offer to return your support with a premium buy back program and so were constantly trying to improve on traits for calving ease, weaning weights, feed efficiency & growth traits, as those are the kind of calves we would prefer to buy & feed.

POWERADE BULL & FEMALE SALE

FRIDAY
February
4TH
2022

9AM-2:00 PM - BULL VIEWING NOON

NOON - Complimentary Prime rib Lunch & Refreshments

Prepared by Hines Creek Catering.

2:00 PM - BULL & FEMALE SALE

At the Ranch | Cleardale, Alberta

WINTERING & DELIVERY

Bulls can stay at the Ranch free of charge till end of May.
WE OFFER FREE DELIVERY IN AB, BC, SK, All other points will be cost shared.

INSURANCE:

Although every precaution will be taken to responsibly look after your bull till its delivered. After the bull is sold Northway Cattle Co. will not take on any Liability, Legal or otherwise in the event of accident or loss. We highly recommend you insure your Bull Purchase.

DISCOUNT PROGRAM:

We will pay 5% of your comprehensive insurance premium.
Purchase of 5 or more triggers a 5% discount.
Discounts can only be used on a per bull basis.

PAYMENT:

Within 30 Days for Absentee buyers to receive the Discounts.
Bulls have to be paid for in full on sale day to receive Discounts.
Discounts will not Apply to Partnership Bulls.

BREEDER GUARANTEE:

Northway Cattle Co guarantees our bulls to be structurally sound & fertile in accordance with the rules & relations of the Canadian Angus Association.
All Bulls have been vet inspected and semen tested by a Licensed Veterinarian. We stand behind the bulls we sell, if a bull fails to be a satisfactory breeder or unable to physically service cows or heifers we require him returned to us, we will replace him with one of equal value or with a full credit minus salvage value in next year's sale.

Northway Cattle Co.

Pete Stahl - 780-835-8291

Albert Stahl - 780-834-7055

Auctioneer

Yancy Croiser - 403-485-0887



BOHRSON
MARKETING SERVICES

Bohrson Marketing Services

Scott Bohrson - 403-370-3010

Taylor Richards - 306-821-4169

Jaxon Payne - 306-830-0456

VN Livestock Marketing Group

250-782-3766

Peter Raffan - 250-260-0758

Trapper Green - 780-837-0171

Travis Sekora - 780-621-6841

Insurance

Kolton Kasaur - 780-447-3276

Directions to

Northway Cattle Co.

Approx ¾ Hour from Fairview, Alberta

Follow HWY 64 West to Rge 94.5 turn

South for 3 Miles First Yard on the Right

MILK SCORE:

Our evaluation of the milking ability of the sire's Dam and expected milking ability of the sire's daughters.

- ★ 1: Lower weaning weight's from insufficient milking ability of the sires daughters.
- ★ 2: Sire would be Breed Average for his Daughters Milking Ability.
- ★ 3: Growth traits can be maximized from the milking ability of a sires Daughters.

Northway Cattle Co will retain an in herd use interest in every bull selling in the sale.

Can't make it to the sale? Internet Bidding Available.

To view this sale visit www.dlms.ca, Fill out the registration form located under registration and sign-up for your free user account and select a username and password.

BIDDERS - To be approved as a bidder, Log in to dlms.ca and click BUYER APPROVAL tab, select the sale you are interested in bidding at and click sign up.

For more information

Call DLMS Reps:

Mark Shologan - 780-699-5082 or
DLMS Purebred Team 780.991-3025

DLMS
www.dlms.ca

Northway Progression 496H

is as bold and powerful as you can make one. We are proud to say that this herd sire candidate will be used back in our herd heavily to accomplish what were trying to achieve at Northway especially with our Customer Calf Buyback Program. It takes an exceptionally good Cow to represent the optimum a sire can produce and on this mating it sure clicked.



LOT 1



LOT 1

1

NORTHWAY PROGRESSION 496H

MALE 18/06/2020 2190811 NWC 496H

HF CROSSFIRE 63D

§ NORTHWAY SCALE BREAKER 70F
PEAK DOT HYALITE 1112D

BAR-H CROSSFIRE 63A

HF TIBBIE 130B
4M ELEMENT 405
PEAK DOT HYALITE 288B
JMB TRACTION 292

SCHIEFELBEIN ATTRACTIVE 4565

∩ PEAK DOT HEROINE 173E
HEROINE OF PEAK DOT 471S

FROSTY ANSWER 3979
STEVENSON BRUNO 6371
HEROINE OF PEAK DOT 976H

| adj. | BIRTH WT. | 205 WT. | 365 WT. | ADG | MILK |
|------|-----------|---------|---------|------|------|
| | 91 | 878 | 1588 | 4.35 | 3 |

2

NORTHWAY SCALE BREAKER 407H

MALE 09/06/2020 2190873 NWC 407H

HF CROSSFIRE 63D

§ NORTHWAY SCALE BREAKER 70F
PEAK DOT HYALITE 1112D

BAR-H CROSSFIRE 63A

HF TIBBIE 130B
4M ELEMENT 405
PEAK DOT HYALITE 288B
VISION UNANIMOUS 1418
ERICA OF PEAK DOT 478U
PEAK DOT PIONEER 9X
MAYFLOWER OF PEAK DOT 356W

PEAK DOT PRIME 733B

∩ PEAK DOT MAYFLOWER 412E
PEAK DOT MAYFLOWER 1129Z

| adj. | BIRTH WT. | 205 WT. | 365 WT. | ADG | MILK |
|------|-----------|---------|---------|------|------|
| | 81 | 715 | 1348 | 3.67 | 3 |

Northway Scale Breaker 70F

Northway Scale Breaker 70F is a one of a kind Herd Sire that always had that WOW Factor about him growing up as a calf. We decided to use him in our Purebred program where he has proven his unique ability to sire extra length of Body & easy calving, Vigorous calves that push the Excelsior down Right out the Gate. In our Program here at Northway we have a policy that any sire we use needs to prove he can First sire unassisted Births on our Heifers and Still transmit higher performance Growth Curves to optimize Weaning & Yearling Weights. Northway Scale Breaker was used on heifers with Great Success, no assistance needed on any of them. The scale breaker sons in this sale event are a Very Uniform, Wide Based, Correct Structured group with extra extension, heavily Muscled wide Tops that follow through with wide pin settings and powerful Rumps & The fact that they have great Feet is also a huge asset as that is one of the bigger challenges most breeders are faced with today. This group of Scale breaker Sons is backed up by Great Cow Family's representing everything we expect from them to go out and be great herd Sire prospects when you analyze these scale breaker son's you'll see why we think highly of this sire group.

3 NORTHWAY SCALE BREAKER 354H

| MALE | 10/06/2020 | 2190852 | NWC 354H |
|------------------------------|------------|------------------------|----------|
| HF CROSSFIRE 63D | | BAR-H CROSSFIRE 63A | |
| ♂ NORTHWAY SCALE BREAKER 70F | | HF TIBBIE 130B | |
| PEAK DOT HYALITE 1112D | | 4M ELEMENT 405 | |
| | | PEAK DOT HYALITE 288B | |
| | | CONNELY LEAD ON | |
| CONNELY ONWARD | | ALTUNE OF CONANGA 6104 | |
| ♂ PINE COULEE BLACK ANNIE U7 | | G A R EXPECTATION 4915 | |
| WAR HILL BLACKBONE ANNIE | | V T 6807 TRAVELER S32 | |
| adj. BIRTH WT. | 205 WT. | 365 WT. | ADG |
| 84 | 779 | 1367 | 3.75 |
| | | | 3 |

4 NORTHWAY SCALE BREAKER 441H

| MALE | 16/06/2020 | 2190822 | NWC 441H |
|------------------------------|------------|--------------------------|----------|
| HF CROSSFIRE 63D | | BAR-H CROSSFIRE 63A | |
| ♂ NORTHWAY SCALE BREAKER 70F | | HF TIBBIE 130B | |
| PEAK DOT HYALITE 1112D | | 4M ELEMENT 405 | |
| | | PEAK DOT HYALITE 288B | |
| | | MOGCK BULLSEYE | |
| | | MISS BLACKCAP ELLSTON J2 | |
| HOOVER NO DOUBT | | PEAK DOT BOLD 204U | |
| ♂ PEAK DOT LADY 2022E | | LADY OF PEAK DOT 483U | |
| PEAK DOT LADY 487A | | | |
| adj. BIRTH WT. | 205 WT. | 365 WT. | ADG |
| 87 | 735 | 1332 | 3.66 |
| | | | 3 |



LOT 4

5**NORTHWAY SCALE BREAKER 338H****MALE 10/06/2020 2190871 NWC 338H**

HF CROSSFIRE 63D
 S **NORTHWAY SCALE BREAKER 70F**
 PEAK DOT HYALITE 1112D

PEAK DOT PRIME 733B
 D **PEAK DOT MAYFLOWER 412E**
 PEAK DOT MAYFLOWER 1129Z

BAR-H CROSSFIRE 63A
 HF TIBBIE 130B
 4M ELEMENT 405
 PEAK DOT HYALITE 288B
 VISION UNANIMOUS 1418
 ERICA OF PEAK DOT 478U
 PEAK DOT PIONEER 9X
 MAYFLOWER OF PEAK DOT 356W

| adj. | BIRTH WT. | 205 WT. | 365 WT. | ADG | MILK |
|------|-----------|---------|---------|------|------|
| | 89 | 787 | 1424 | 3.91 | 3 |

6**NORTHWAY SCALE BREAKER 263H****MALE 05/06/2020 2190894 NWC 263H**

HF CROSSFIRE 63D
 S **NORTHWAY SCALE BREAKER 70F**
 PEAK DOT HYALITE 1112D

VISION UNANIMOUS 1418
 D **PEAK DOT BARDOLIA 323E**
 BARDOLIA OF PEAK DOT 654Y

BAR-H CROSSFIRE 63A
 HF TIBBIE 130B
 4M ELEMENT 405
 PEAK DOT HYALITE 288B
 VISIONTOPLINE ROYAL STOCKMAN
 VISION EDELLA 665
 S A V IRON MOUNTAIN 8066
 BARDOLIA OF PEAK DOT 901T

| adj. | BIRTH WT. | 205 WT. | 365 WT. | ADG | MILK |
|------|-----------|---------|---------|------|------|
| | 73 | 741 | 1318 | 3.62 | 3 |

**LOT 7****7****NORTHWAY SCALE BREAKER 306H****MALE 08/06/2020 2190890 NWC 306H**

HF CROSSFIRE 63D
 S **NORTHWAY SCALE BREAKER 70F**
 PEAK DOT HYALITE 1112D

CONNEALY ONWARD
 D **PINE COULEE BLACK ANNIE U7**
 WAR HILL BLACKBONE ANNIE

BAR-H CROSSFIRE 63A
 HF TIBBIE 130B
 4M ELEMENT 405
 PEAK DOT HYALITE 288B
 CONNEALY LEAD ON
 ALTUNE OF CONANGA 6104
 G A R EXPECTATION 4915
 V T 6807 TRAVELER 532

| adj. | BIRTH WT. | 205 WT. | 365 WT. | ADG | MILK |
|------|-----------|---------|---------|------|------|
| | 88 | 797 | 1448 | 3.97 | 3 |

8**NORTHWAY SCALE BREAKER 430H****MALE 14/06/2020 2191464 NWC 430H**

HF CROSSFIRE 63D
 S **NORTHWAY SCALE BREAKER 70F**
 PEAK DOT HYALITE 1112D

SCHIEFELBEIN ATTRACTIVE 4565
 D **PEAK DOT HEROINE 173E**
 HEROINE OF PEAK DOT 471S

BAR-H CROSSFIRE 63A
 HF TIBBIE 130B
 4M ELEMENT 405
 PEAK DOT HYALITE 288B
 JMB TRACTION 292
 FROSTY ANSWER 3979
 STEVENSON BRUNO 6371
 HEROINE OF PEAK DOT 976H

| adj. | BIRTH WT. | 205 WT. | 365 WT. | ADG | MILK |
|------|-----------|---------|---------|------|------|
| | 76 | 750 | 1328 | 3.64 | 3 |

**LOT 8****9****NORTHWAY SCALE BREAKER 437H****MALE 14/06/2020 2190876 NWC 437H**

HF CROSSFIRE 63D
 S **NORTHWAY SCALE BREAKER 70F**
 PEAK DOT HYALITE 1112D

SCHIEFELBEIN ATTRACTIVE 4565
 D **PEAK DOT HEROINE 173E**
 STEVENSON BRUNO 6371

BAR-H CROSSFIRE 63A
 HF TIBBIE 130B
 4M ELEMENT 405
 PEAK DOT HYALITE 288B
 JMB TRACTION 292
 FROSTY ANSWER 3979
 STEVENSON BRUNO 6371
 HEROINE OF PEAK DOT 976H

| adj. | BIRTH WT. | 205 WT. | 365 WT. | ADG | MILK |
|------|-----------|---------|---------|------|------|
| | 89 | 784 | 1396 | 3.82 | 3 |

10**NORTHWAY SCALE BREAKER 400H****MALE 12/06/2020 2190746 NWC 400H**

HF CROSSFIRE 63D
 S **NORTHWAY SCALE BREAKER 70F**
 PEAK DOT HYALITE 1112D

PEAK DOT PRIME 733B
 D **PEAK DOT MAYFLOWER 412E**
 PEAK DOT MAYFLOWER 1129Z

BAR-H CROSSFIRE 63A
 HF TIBBIE 130B
 4M ELEMENT 405
 PEAK DOT HYALITE 288B
 VISION UNANIMOUS 1418
 ERICA OF PEAK DOT 478U
 PEAK DOT PIONEER 9X
 MAYFLOWER OF PEAK DOT 356W

| adj. | BIRTH WT. | 205 WT. | 365 WT. | ADG | MILK |
|------|-----------|---------|---------|------|------|
| | 88 | 763 | 1378 | 3.77 | 3 |



LOT 11

11 NORTHWAY SCALE BREAKER 374H

MALE 08/06/2020 2190809 NWC 374H

HF CROSSFIRE 63D
 ♂ **NORTHWAY SCALE BREAKER 70F**
 PEAK DOT HYALITE 1112D

HOOVER NO DOUBT
 ♀ **PEAK DOT LADY 2022E**
 PEAK DOT LADY 487A

BAR-H CROSSFIRE 63A
 HF TIBBIE 130B
 4M ELEMENT 405
 PEAK DOT HYALITE 288B
 MOGCK BULLSEYE
 MISS BLACKCAP ELLSTON J2
 PEAK DOT BOLD 204U
 LADY OF PEAK DOT 483U

| adj | BIRTH WT. | 205 WT. | 365 WT. | ADG | MILK |
|-----|-----------|---------|---------|------|------|
| | 83 | 805 | 1433 | 3.93 | 2 |

12 NORTHWAY SCALE BREAKER 381H

MALE 08/06/2020 2190891 NWC 381H

HF CROSSFIRE 63D
 ♂ **NORTHWAY SCALE BREAKER 70F**
 PEAK DOT HYALITE 1112D

VISION UNANIMOUS 1418
 ♀ **PEAK DOT BARDOLIA 323E**
 BARDOLIA OF PEAK DOT 654Y

BAR-H CROSSFIRE 63A
 HF TIBBIE 130B
 4M ELEMENT 405
 PEAK DOT HYALITE 288B
 VISIONTOPLINE ROYAL STOCKMAN
 VISION EDELLA 665
 S A V IRON MOUNTAIN 8066
 BARDOLIA OF PEAK DOT 901T

| adj | BIRTH WT. | 205 WT. | 365 WT. | ADG | MILK |
|-----|-----------|---------|---------|------|------|
| | 72 | 761 | 1396 | 3.82 | 2 |



LOT 12

NORTHWAY SCALE BREAKER SONS

13 NORTHWAY SCALE BREAKER 502H

MALE 20/06/2020 2191794 NWC 502H
 HF CROSSFIRE 63D BAR-H CROSSFIRE 63A
 S NORTHWAY SCALE BREAKER 70F HF TIBBIE 130B
 PEAK DOT HYALITE 1112D 4M ELEMENT 405
 PEAK DOT HYALITE 288B
 S A V REVERE 1180
 S A V BLACKCAP MAY 4136
 S A V RADIANCE 0801
 ERICA OF PEAK DOT 730T

| adj. | BIRTH WT. | 205 WT. | 365 WT. | ADG | MILK |
|------|-----------|---------|---------|------|------|
| | 92 | 817 | 1487 | 4.07 | 3 |

14 NORTHWAY SCALE BREAKER 347H

MALE 10/06/2020 2199453 NWC 347H
 HF CROSSFIRE 63D BAR-H CROSSFIRE 63A
 S NORTHWAY SCALE BREAKER 70F HF TIBBIE 130B
 PEAK DOT HYALITE 1112D 4M ELEMENT 405
 PEAK DOT HYALITE 288B
 HOOVER NO DOUBT
 MAYFLOWER OF PEAK DOT 64Y
 S A V ELIMINATOR 9105
 HEROINE OF PEAK DOT 1145X

| adj. | BIRTH WT. | 205 WT. | 365 WT. | ADG | MILK |
|------|-----------|---------|---------|------|------|
| | 76 | 743 | 1335 | 3.67 | 3 |

15 NORTHWAY SCALE BREAKER 253H

MALE 03/06/2020 2190790 NWC 253H
 HF CROSSFIRE 63D BAR-H CROSSFIRE 63A
 S NORTHWAY SCALE BREAKER 70F HF TIBBIE 130B
 PEAK DOT HYALITE 1112D 4M ELEMENT 405
 PEAK DOT HYALITE 288B
 VISION UNANIMOUS 1418
 ERICA OF PEAK DOT 478U
 PEAK DOT PIONEER 9X
 MAYFLOWER OF PEAK DOT 356W

| adj. | BIRTH WT. | 205 WT. | 365 WT. | ADG | MILK |
|------|-----------|---------|---------|------|------|
| | 86 | 839 | 1454 | 3.98 | 3 |

16 NORTHWAY SCALE BREAKER 501H

MALE 20/06/2020 2190860 NWC 501H
 HF CROSSFIRE 63D BAR-H CROSSFIRE 63A
 S NORTHWAY SCALE BREAKER 70F HF TIBBIE 130B
 PEAK DOT HYALITE 1112D 4M ELEMENT 405
 PEAK DOT HYALITE 288B
 MOGCK BULLSEYE
 MISS BLACKCAP ELLSTON J2
 PEAK DOT ELIMINATOR 100Z
 DUCHESS OF PEAK DOT 610T

| adj. | BIRTH WT. | 205 WT. | 365 WT. | ADG | MILK |
|------|-----------|---------|---------|------|------|
| | 96 | 856 | 1508 | 4.13 | 2 |



LOT 16

NORTHWAY SCALE BREAKER SONS



LOT 17

| 17 | | NORTHWAY SCALE BREAKER 375H | | |
|-------------------------------------|--------------------------|------------------------------------|----------|----------|
| MALE | 08/06/2020 | 2190889 | NWC 375H | |
| HF CROSSFIRE 63D | BAR-H CROSSFIRE 63A | | | |
| § NORTHWAY SCALE BREAKER 70F | HF TIBBIE 130B | | | |
| PEAK DOT HYALITE 1112D | 4M ELEMENT 405 | | | |
| | PEAK DOT HYALITE 288B | | | |
| | MOGCK BULLSEYE | | | |
| HOOVER NO DOUBT | MISS BLACKCAP ELLSTON J2 | | | |
| ∩ PEAK DOT LADY 2022E | PEAK DOT BOLD 204U | | | |
| PEAK DOT LADY 487A | LADY OF PEAK DOT 483U | | | |
| adj. BIRTH WT. | 205 WT. | 365 WT. | ADG | MILK |
| 76 | 735 | 1311 | 3.59 | 3 |

Peak Dot Massive 156F

Peak Dot Massive was our pick of the many No doubt sons we had analyzed, we really liked what No Doubt did in general but decided that we would prefer to use a son if ever one came along that checked all the boxes. It took a few years but when we finally found Massive we knew he was as correct and powerful as one could make one, We all know the old saying good bulls come from great cows and that's what we all want if we were retaining replacement's is a sire with great maternal traits in combination with superb growth. Massive was bred to a big group of heifers and has passed the test as a trouble free calving ease bull with vigorous calves that get up and suck as soon as their born. These Massive sons will sire steer calves that'll grow and grade with the best in the industry and the females should make good replacements. Peak Dot Massive produced an exceptional group of bulls for this sale event. You should be able to find everything one needs in a herd sire in this sire group.



LOT 18



LOT 19

| 18 | | NORTHWAY MASSIVE 256H | | |
|--|------------------------------|------------------------------|----------|----------|
| MALE | 04/06/2020 | 2191451 | NWC 256H | |
| HOOVER NO DOUBT | MOGCK BULLSEYE | | | |
| § PEAK DOT MASSIVE 156F | MISS BLACKCAP ELLSTON J2 | | | |
| PEAK DOT BARDOLIA 1026Z | S A V BULLET 0473 | | | |
| | BARDOLIA OF PEAK DOT 810T | | | |
| | CONNEALY THUNDER | | | |
| OPEN 8 THUNDER 504 | SD COLOSSAL 993 | | | |
| ∩ PINE COULEE FOREVER LADY E108 | REISIG MOTIVE 351 | | | |
| PINE COULEE FOREVER LADY C120 | PINE COULEE FOREVER LADY A37 | | | |
| adj. BIRTH WT. | 205 WT. | 365 WT. | ADG | MILK |
| 70 | 702 | 1279 | 3.5 | 3 |

| 19 | | NORTHWAY MASSIVE 118H | | |
|--------------------------------|---------------------------|------------------------------|----------|----------|
| MALE | 15/05/2020 | 2186709 | NWC 118H | |
| HOOVER NO DOUBT | MOGCK BULLSEYE | | | |
| § PEAK DOT MASSIVE 156F | MISS BLACKCAP ELLSTON J2 | | | |
| PEAK DOT BARDOLIA 1026Z | S A V BULLET 0473 | | | |
| | BARDOLIA OF PEAK DOT 810T | | | |
| | BUSHS EASY DECISION 98 | | | |
| PEAK DOT OUTCOME | PEAK DOT ERICA 736B | | | |
| ∩ PEAK DOT OUTCOME 559F | PEAK DOT ELIMINATOR 777Y | | | |
| PEAK DOT DUCHESS 1100B | DUCHESS OF PEAK DOT 362X | | | |
| adj. BIRTH WT. | 205 WT. | 365 WT. | ADG | MILK |
| 72 | 715 | 1318 | 3.61 | 3 |

PEAK DOT MASSIVE SONS

20 NORTHWAY MASSIVE 116H

MALE 14/05/2020 2184900 NWC 116H

HOOVER NO DOUBT
 § PEAK DOT MASSIVE 156F
 PEAK DOT BARDOLIA 1026Z

MOGCK BULLSEYE
 MISS BLACKCAP ELLSTON J2
 S A V BULLET 0473
 BARDOLIA OF PEAK DOT 810T
 VISION UNANIMOUS 1418
 HEROINE OF PEAK DOT 434U
 S A V IRON MOUNTAIN 8066
 MIA OF PEAK DOT 574U

PEAK DOT UNANIMOUS 409B
 ♂ PEAK DOT MIA 2223F
 MIA OF PEAK DOT 1014X

| adj. | BIRTH WT. | 205 WT. | 365 WT. | ADG | MILK |
|------|-----------|---------|---------|------|------|
| | 76 | 726 | 1334 | 3.66 | 3 |

21 NORTHWAY MASSIVE 436H

MALE 14/06/2020 2190831 NWC 436H

HOOVER NO DOUBT
 § PEAK DOT MASSIVE 156F
 PEAK DOT BARDOLIA 1026Z

MOGCK BULLSEYE
 MISS BLACKCAP ELLSTON J2
 S A V BULLET 0473
 BARDOLIA OF PEAK DOT 810T
 CONNEALY LEAD ON
 ALTUNE OF CONANGA 6104
 G A R EXPECTATION 4915
 V T 6807 TRAVELER S32

CONNEALY ONWARD
 ♂ PINE COULEE BLACK ANNIE U7
 WAR HILL BLACKBONE ANNIE

| adj. | BIRTH WT. | 205 WT. | 365 WT. | ADG | MILK |
|------|-----------|---------|---------|------|------|
| | 89 | 772 | 1394 | 3.82 | 3 |

22 NORTHWAY MASSIVE 151H

MALE 15/05/2020 2187064 NWC 151H

HOOVER NO DOUBT
 § PEAK DOT MASSIVE 156F
 PEAK DOT BARDOLIA 1026Z

MOGCK BULLSEYE
 MISS BLACKCAP ELLSTON J2
 S A V BULLET 0473
 BARDOLIA OF PEAK DOT 810T
 BAR-H CROSSFIRE 63A
 HF TIBBIE 130B
 KR CASH FLOW
 K.D.F BLACK ANGEL 3P

HF CROSSFIRE 63D
 ♂ NORTHWAY BLACK ANGEL 483F
 LLB BLACK ANGEL 312D

| adj. | BIRTH WT. | 205 WT. | 365 WT. | ADG | MILK |
|------|-----------|---------|---------|------|------|
| | 68 | 705 | 1123 | 3.08 | 1 |

23 NORTHWAY MASSIVE 490H

MALE 17/06/2020 2190839 NWC 490H

HOOVER NO DOUBT
 § PEAK DOT MASSIVE 156F
 PEAK DOT BARDOLIA 1026Z

MOGCK BULLSEYE
 MISS BLACKCAP ELLSTON J2
 S A V BULLET 0473
 BARDOLIA OF PEAK DOT 810T
 CONNEALY LEAD ON
 ALTUNE OF CONANGA 6104
 G A R EXPECTATION 4915
 V T 6807 TRAVELER S32

CONNEALY ONWARD
 ♂ PINE COULEE BLACK ANNIE U7
 WAR HILL BLACKBONE ANNIE

| adj. | BIRTH WT. | 205 WT. | 365 WT. | ADG | MILK |
|------|-----------|---------|---------|------|------|
| | 80 | 751 | 1356 | 3.71 | 3 |



LOT 24

24 NORTHWAY MASSIVE 357H

MALE 10/06/2020 2191418 NWC 357H

HOOVER NO DOUBT
 § PEAK DOT MASSIVE 156F
 PEAK DOT BARDOLIA 1026Z

MOGCK BULLSEYE
 MISS BLACKCAP ELLSTON J2
 S A V BULLET 0473
 BARDOLIA OF PEAK DOT 810T
 CONNEALY LEAD ON
 ALTUNE OF CONANGA 6104
 G A R EXPECTATION 4915
 V T 6807 TRAVELER S32

CONNEALY ONWARD
 ♂ PINE COULEE BLACK ANNIE U7
 WAR HILL BLACKBONE ANNIE

| adj. | BIRTH WT. | 205 WT. | 365 WT. | ADG | MILK |
|------|-----------|---------|---------|------|------|
| | 83 | 743 | 1346 | 3.67 | 3 |

25 NORTHWAY MASSIVE 377H

MALE 08/06/2020 2190850 NWC 377H

HOOVER NO DOUBT
 § PEAK DOT MASSIVE 156F
 PEAK DOT BARDOLIA 1026Z

MOGCK BULLSEYE
 MISS BLACKCAP ELLSTON J2
 S A V BULLET 0473
 BARDOLIA OF PEAK DOT 810T
 CONNEALY THUNDER
 SD COLOSSAL 993
 REISIG MOTIVE 351
 PINE COULEE FOREVER LADY A37

OPEN 8 THUNDER 504
 ♂ PINE COULEE FOREVER LADY E108
 PINE COULEE FOREVER LADY C120

| adj. | BIRTH WT. | 205 WT. | 365 WT. | ADG | MILK |
|------|-----------|---------|---------|------|------|
| | 76 | 735 | 1358 | 3.72 | 3 |



LOT 25

PEAK DOT MASSIVE SONS

| 26 NORTHWAY MASSIVE 362H | | | | | |
|---------------------------|------------|----------------------------|----------|------|--|
| MALE | 10/06/2020 | 2190814 | NWC 362H | | |
| HOOVER NO DOUBT | | MOGCK BULLSEYE | | | |
| S PEAK DOT MASSIVE 156F | | MISS BLACKCAP ELLSTON J2 | | | |
| PEAK DOT BARDOLIA 1026Z | | S A V BULLET 0473 | | | |
| | | BARDOLIA OF PEAK DOT 810T | | | |
| | | CONNEALY REFLECTION | | | |
| CONNEALY IMPRESSION | | PEARL PAMMY OF CONANGA 194 | | | |
| D PINE COULEE PRIMROSE A4 | | S A V 8180 TRAVELER 004 | | | |
| W C C PRIMROSE S414 | | W C C PRIMROSE 1500 | | | |
| adj. BIRTH WT. | 205 WT. | 365 WT. | ADG | MILK | |
| 84 | 756 | 1345 | 3.68 | 3 | |

| 27 NORTHWAY MASSIVE 109H | | | | | |
|-------------------------------|------------|---------------------------|----------|------|--|
| MALE | 11/05/2020 | 2184855 | NWC 109H | | |
| HOOVER NO DOUBT | | MOGCK BULLSEYE | | | |
| S PEAK DOT MASSIVE 156F | | MISS BLACKCAP ELLSTON J2 | | | |
| PEAK DOT BARDOLIA 1026Z | | S A V BULLET 0473 | | | |
| | | BARDOLIA OF PEAK DOT 810T | | | |
| | | BUSHS EASY DECISION 98 | | | |
| PEAK DOT EASY JUMP START 142C | | LADY OF PEAK DOT 942Y | | | |
| D PEAK DOT MIA 329F | | S A V IRON MOUNTAIN 8066 | | | |
| PEAK DOT MIA 860Y | | MIA OF PEAK DOT 589U | | | |
| adj. BIRTH WT. | 205 WT. | 365 WT. | ADG | MILK | |
| 65 | 706 | 1304 | 3.57 | 3 | |

| 28 NORTHWAY MASSIVE 234H | | | | | |
|--------------------------|------------|---------------------------|----------|------|--|
| MALE | 30/05/2020 | 2186725 | NWC 234H | | |
| HOOVER NO DOUBT | | MOGCK BULLSEYE | | | |
| S PEAK DOT MASSIVE 156F | | MISS BLACKCAP ELLSTON J2 | | | |
| PEAK DOT BARDOLIA 1026Z | | S A V BULLET 0473 | | | |
| | | BARDOLIA OF PEAK DOT 810T | | | |
| | | BUSHS EASY DECISION 98 | | | |
| PEAK DOT LIBERTY 117C | | LADY OF PEAK DOT 623Z | | | |
| D PEAK DOT LASSIE 496F | | VISION UNANIMOUS 1418 | | | |
| PEAK DOT LASSIE 724B | | LASSIE OF PEAK DOT 230Z | | | |
| adj. BIRTH WT. | 205 WT. | 365 WT. | ADG | MILK | |
| 67 | 701 | 1246 | 3.41 | 2 | |

| 29 NORTHWAY MASSIVE 192H | | | | | |
|----------------------------|------------|---------------------------|----------|------|--|
| MALE | 22/05/2020 | 2186857 | NWC 192H | | |
| HOOVER NO DOUBT | | MOGCK BULLSEYE | | | |
| S PEAK DOT MASSIVE 156F | | MISS BLACKCAP ELLSTON J2 | | | |
| PEAK DOT BARDOLIA 1026Z | | S A V BULLET 0473 | | | |
| | | BARDOLIA OF PEAK DOT 810T | | | |
| | | S TITEST 1145 | | | |
| PEAK DOT TITEST 55D | | LADY OF PEAK DOT 714W | | | |
| D NORTHWAY PRIDEMERE 104F | | XO CROWFOOT HONESTY 398A | | | |
| LLB KINOCENTRY BEAUTY 720D | | LLB KINOCENTRY BEAUTY 376 | | | |
| adj. BIRTH WT. | 205 WT. | 365 WT. | ADG | MILK | |
| 82 | 780 | 1378 | 3.78 | 3 | |

| 30 NORTHWAY MASSIVE 186H | | | | | |
|--------------------------|------------|---------------------------|----------|------|--|
| MALE | 22/05/2020 | 2187062 | NWC 186H | | |
| HOOVER NO DOUBT | | MOGCK BULLSEYE | | | |
| S PEAK DOT MASSIVE 156F | | MISS BLACKCAP ELLSTON J2 | | | |
| PEAK DOT BARDOLIA 1026Z | | S A V BULLET 0473 | | | |
| | | BARDOLIA OF PEAK DOT 810T | | | |
| | | BAR-H CROSSFIRE 63A | | | |
| HF CROSSFIRE 63D | | HF TIBBIE 130B | | | |
| D NORTHWAY LADY 363F | | PEAK DOT PRIME 733B | | | |
| PEAK DOT LADY 478D | | LADY OF PEAK DOT 796Y | | | |
| adj. BIRTH WT. | 205 WT. | 365 WT. | ADG | MILK | |
| 70 | 708 | 1308 | 3.59 | 3 | |

| 31 NORTHWAY MASSIVE 149H | | | | | |
|--------------------------|------------|---------------------------|----------|------|--|
| MALE | 15/05/2020 | 2186904 | NWC 149H | | |
| HOOVER NO DOUBT | | MOGCK BULLSEYE | | | |
| S PEAK DOT MASSIVE 156F | | MISS BLACKCAP ELLSTON J2 | | | |
| PEAK DOT BARDOLIA 1026Z | | S A V BULLET 0473 | | | |
| | | BARDOLIA OF PEAK DOT 810T | | | |
| | | BUSHS EASY DECISION 98 | | | |
| PEAK DOT LIBERTY 117C | | LADY OF PEAK DOT 623Z | | | |
| D PEAK DOT PANSY 476F | | S A V 004 CAPACITY 5234 | | | |
| PANSY OF PEAK DOT 555U | | PANSY OF PEAK DOT 741G | | | |
| adj. BIRTH WT. | 205 WT. | 365 WT. | ADG | MILK | |
| 78 | 730 | 1339 | 3.67 | 2 | |

online bidding at
DLMS.CA



PEAK DOT MASSIVE SONS

32 NORTHWAY MASSIVE 423H

MALE 14/06/2020 2190789 NWC 423H

HOOVER NO DOUBT
 S PEAK DOT MASSIVE 156F
 PEAK DOT BARDOLIA 1026Z

CONNEALY ONWARD
 D PINE COULEE BLACK ANNIE U7
 WAR HILL BLACKBONE ANNIE

MOGCK BULLSEYE
 MISS BLACKCAP ELLSTON J2
 S A V BULLET 0473
 BARDOLIA OF PEAK DOT 810T
 CONNEALY LEAD ON
 ALTUNE OF CONANGA 6104
 G A R EXPECTATION 4915
 V T 6807 TRAVELER S32

| adj | BIRTH WT. | 205 WT. | 365 WT. | ADG | MILK |
|-----|-----------|---------|---------|------|------|
| | 85 | 780 | 1398 | 3.83 | 3 |

33 NORTHWAY MASSIVE 177H

MALE 19/05/2020 2186852 NWC 177H

HOOVER NO DOUBT
 S PEAK DOT MASSIVE 156F
 PEAK DOT BARDOLIA 1026Z

PEAK DOT HERDBOOK 151C
 D PEAK DOT MIA 2143F
 MIA OF PEAK DOT 490U

MOGCK BULLSEYE
 MISS BLACKCAP ELLSTON J2
 S A V BULLET 0473
 BARDOLIA OF PEAK DOT 810T
 BUSHS EASY DECISION 98
 BARDOLIA OF PEAK DOT 639X
 S A V 004 CAPACITY 5234
 MIA OF PEAK DOT 740P

| adj | BIRTH WT. | 205 WT. | 365 WT. | ADG | MILK |
|-----|-----------|---------|---------|------|------|
| | 84 | 725 | 1332 | 3.65 | |



NorthWay A4 Classic

LOT 33



LOT 35

34 NORTHWAY MASSIVE 221H

MALE 27/05/2020 2194212 NWC 221H

HOOVER NO DOUBT
 S PEAK DOT MASSIVE 156F
 PEAK DOT BARDOLIA 1026Z

PEAK DOT HERDBOOK 151C
 D PEAK DOT LADY 542F
 LADY OF PEAK DOT 811S

MOGCK BULLSEYE
 MISS BLACKCAP ELLSTON J2
 S A V BULLET 0473
 BARDOLIA OF PEAK DOT 810T
 BUSHS EASY DECISION 98
 BARDOLIA OF PEAK DOT 639X
 S A V 004 PREDOMINANT 4438
 LADY OF PEAK DOT 513M

| adj | BIRTH WT. | 205 WT. | 365 WT. | ADG | MILK |
|-----|-----------|---------|---------|------|------|
| | 82 | 760 | 1384 | 3.79 | 3 |

36 NORTHWAY MASSIVE 144H

MALE 15/05/2020 2186733 NWC 144H

HOOVER NO DOUBT
 S PEAK DOT MASSIVE 156F
 PEAK DOT BARDOLIA 1026Z

PEAK DOT UNANIMOUS 1019B
 D PEAK DOT PANSY 377F
 PENNY OF PEAK DOT 535U

MOGCK BULLSEYE
 MISS BLACKCAP ELLSTON J2
 S A V BULLET 0473
 BARDOLIA OF PEAK DOT 810T
 VISION UNANIMOUS 1418
 MIA OF PEAK DOT 592U
 MOHNEN DYNAMITE 1356
 PENNY OF PEAK DOT 238M

| adj | BIRTH WT. | 205 WT. | 365 WT. | ADG | MILK |
|-----|-----------|---------|---------|------|------|
| | 72 | 710 | 1340 | 3.67 | 3 |

35 NORTHWAY MASSIVE 159H

MALE 19/05/2020 2187091 NWC 159H

HOOVER NO DOUBT
 S PEAK DOT MASSIVE 156F
 PEAK DOT BARDOLIA 1026Z

SCHIEFELBEIN ATTRACTIVE 4565
 D PEAK DOT BARBARA 434F
 PEAK DOT BARBARA 1017B

MOGCK BULLSEYE
 MISS BLACKCAP ELLSTON J2
 S A V BULLET 0473
 BARDOLIA OF PEAK DOT 810T
 JMB TRACTION 292
 FROSTY ANSWER 3979
 JINDRA DOUBLE VISION
 BARBARA OF PEAK DOT 379X

| adj | BIRTH WT. | 205 WT. | 365 WT. | ADG | MILK |
|-----|-----------|---------|---------|------|------|
| | 71 | 710 | 1320 | 3.62 | 2 |

PEAK DOT MASSIVE SONS

37 NORTHWAY MASSIVE 216H

| MALE | 22/05/2020 | 2184861 | NWC 216H |
|---|------------|---|----------|
| HOOVER NO DOUBT S PEAK DOT MASSIVE 156F PEAK DOT BARDOLIA 1026Z | | MOGCK BULLSEYE MISS BLACKCAP ELLSTON J2 S A V BULLET 0473 BARDOLIA OF PEAK DOT 810T BUSHES EASY DECISION 98 LADY OF PEAK DOT 130Y BUSHES WIND CHILL 982 MIA OF PEAK DOT 589U | |
| PEAK DOT EASY MONEY D NORTHWAY MIA 238F PEAK DOT MIA 469D | | | |
| adj. BIRTH WT. | 205 WT. | 365 WT. | ADG MILK |
| 83 | 730 | 1394 | 3.82 3 |

38 NORTHWAY MASSIVE 483H

| MALE | 17/06/2020 | 2190807 | NWC 483H |
|---|------------|---|----------|
| HOOVER NO DOUBT S PEAK DOT MASSIVE 156F PEAK DOT BARDOLIA 1026Z | | MOGCK BULLSEYE MISS BLACKCAP ELLSTON J2 S A V BULLET 0473 BARDOLIA OF PEAK DOT 810T CONNEALY REFLECTION PEARL PAMMY OF CONANGA 194 S A V 8180 TRAVELER 004 W C C PRIMROSE 1500 | |
| CONNEALY IMPRESSION D PINE COULEE PRIMROSE A4 W C C PRIMROSE S414 | | | |
| adj. BIRTH WT. | 205 WT. | 365 WT. | ADG MILK |
| 86 | 744 | 1357 | 3.72 3 |

39 NORTHWAY MASSIVE 484H

| MALE | 17/06/2020 | 2190832 | NWC 484H |
|---|------------|---|----------|
| HOOVER NO DOUBT S PEAK DOT MASSIVE 156F PEAK DOT BARDOLIA 1026Z | | MOGCK BULLSEYE MISS BLACKCAP ELLSTON J2 S A V BULLET 0473 BARDOLIA OF PEAK DOT 810T CONNEALY LEAD ON ALTUNE OF CONANGA 6104 G A R EXPECTATION 4915 V T 6807 TRAVELER S32 | |
| CONNEALY ONWARD D PINE COULEE BLACK ANNIE U7 WAR HILL BLACKBONE ANNIE | | | |
| adj. BIRTH WT. | 205 WT. | 365 WT. | ADG MILK |
| 87 | 746 | 1368 | 3.75 3 |

40 NORTHWAY MASSIVE 218H

| MALE | 22/05/2020 | 2186845 | NWC 218H |
|---|------------|---|----------|
| HOOVER NO DOUBT S PEAK DOT MASSIVE 156F PEAK DOT BARDOLIA 1026Z | | MOGCK BULLSEYE MISS BLACKCAP ELLSTON J2 S A V BULLET 0473 BARDOLIA OF PEAK DOT 810T BAR-H CROSSFIRE 63A HF TIBBIE 130B PEAK DOT UNANIMOUS 402B ROSE OF PEAK DOT 959X | |
| HF CROSSFIRE 63D D NORTHWAY ROSE 90F PEAK DOT ROSE 2242D | | | |
| adj. BIRTH WT. | 205 WT. | 365 WT. | ADG MILK |
| 84 | 790 | 1383 | 3.79 3 |

41 NORTHWAY MASSIVE 143H

| MALE | 15/05/2020 | 2186730 | NWC 143H |
|--|------------|---|----------|
| HOOVER NO DOUBT S PEAK DOT MASSIVE 156F PEAK DOT BARDOLIA 1026Z | | MOGCK BULLSEYE MISS BLACKCAP ELLSTON J2 S A V BULLET 0473 BARDOLIA OF PEAK DOT 810T VISIONTOPLINE ROYAL STOCKMAN VISION EDELLA 665 S A V 004 PREDOMINANT 4438 HEROINE OF PEAK DOT 469J | |
| VISION UNANIMOUS 1418 D PEAK DOT HEROINE 448F HEROINE OF PEAK DOT 242W | | | |
| adj. BIRTH WT. | 205 WT. | 365 WT. | ADG MILK |
| 76 | 810 | 1434 | 3.93 3 |

42 NORTHWAY MASSIVE 413H

| MALE | 09/06/2020 | 2190760 | NWC 413H |
|---|------------|---|----------|
| HOOVER NO DOUBT S PEAK DOT MASSIVE 156F PEAK DOT BARDOLIA 1026Z | | MOGCK BULLSEYE MISS BLACKCAP ELLSTON J2 S A V BULLET 0473 BARDOLIA OF PEAK DOT 810T CONNEALY REFLECTION PEARL PAMMY OF CONANGA 194 S A V 8180 TRAVELER 004 W C C PRIMROSE 1500 | |
| CONNEALY IMPRESSION D PINE COULEE PRIMROSE A4 W C C PRIMROSE S414 | | | |
| adj. BIRTH WT. | 205 WT. | 365 WT. | ADG MILK |
| 84 | 820 | 1438 | 3.94 3 |



PEAK DOT MASSIVE SONS



LOT 43

43

NORTHWAY MASSIVE 445H

MALE 16/06/2020 2190870 NWC 445H

HOOVER NO DOUBT
 S PEAK DOT MASSIVE 156F
 PEAK DOT BARDOLIA 1026Z

MOGCK BULLSEYE
 MISS BLACKCAP ELLSTON J2
 S A V BULLET 0473
 BARDOLIA OF PEAK DOT 810T
 CONNEALY REFLECTION
 PEARL PAMMY OF CONANGA 194
 S A V 8180 TRAVELER 004
 W C C PRIMROSE 1500

CONNEALY IMPRESSION
 D PINE COULEE PRIMROSE A4
 W C C PRIMROSE S414

| adj | BIRTH WT. | 205 WT. | 365 WT. | ADG | MILK |
|-----|-----------|---------|---------|------|------|
| | 86 | 770 | 1383 | 3.79 | 3 |



LOT 44

44

NORTHWAY MASSIVE 119H

MALE 15/05/2020 2187059 NWC 119H

HOOVER NO DOUBT
 S PEAK DOT MASSIVE 156F
 PEAK DOT BARDOLIA 1026Z

MOGCK BULLSEYE
 MISS BLACKCAP ELLSTON J2
 S A V BULLET 0473
 BARDOLIA OF PEAK DOT 810T
 YOUNG DALE HOOVER DAM 48Z
 BLACK GTA MISS TIG 84Z
 BUSHES WIND CHILL 98Z
 MIA OF PEAK DOT 589U

GTA BLACK HOOVER 730B
 D NORTHWAY MIA 176F
 PEAK DOT MIA 469D

| adj | BIRTH WT. | 205 WT. | 365 WT. | ADG | MILK |
|-----|-----------|---------|---------|------|------|
| | 82 | 778 | 1431 | 3.92 | 3 |

45

NORTHWAY NO DOUBT 568H

MALE 03/07/2020 2191779 NWC 568H

HOOVER NO DOUBT
 S PEAK DOT NO DOUBT 273F
 ANNIE K OF PEAK DOT 689X

MOGCK BULLSEYE
 MISS BLACKCAP ELLSTON J2
 PEAK DOT EASY KEEPER 902T
 ANNIE K OF PEAK DOT 450U
 BUSHES EASY DECISION 98
 MIA OF PEAK DOT 40Y
 KR CASH FLOW
 PEAK DOT LADY 444Z

PEAK DOT EASY DECISION 952C
 D PEAK DOT LADY 2181E
 PEAK DOT LADY 575C

| adj | BIRTH WT. | 205 WT. | 365 WT. | ADG | MILK |
|-----|-----------|---------|---------|------|------|
| | 90 | 798 | 1403 | 3.84 | 3 |

46

NORTHWAY NO DOUBT 425H

MALE 13/06/2020 2199456 NWC 425H

HOOVER NO DOUBT
 S PEAK DOT NO DOUBT 273F
 ANNIE K OF PEAK DOT 689X

MOGCK BULLSEYE
 MISS BLACKCAP ELLSTON J2
 PEAK DOT EASY KEEPER 902T
 ANNIE K OF PEAK DOT 450U
 4M ELEMENT 405
 PEAK DOT ANNIE K 1066A
 KR CASH FLOW
 BAMBIE OF PEAK DOT 701X

PEAK DOT PERFECTION 102D
 D NORTHWAY BAMBIE 24F
 PEAK DOT BAMBIE 2088D

| adj | BIRTH WT. | 205 WT. | 365 WT. | ADG | MILK |
|-----|-----------|---------|---------|------|------|
| | 72 | 703 | 1244 | 3.41 | 2 |

47

NORTHWAY NO DOUBT 395H

MALE 12/06/2020 2199454 NWC 395H

HOOVER NO DOUBT
 S PEAK DOT NO DOUBT 273F
 ANNIE K OF PEAK DOT 689X

MOGCK BULLSEYE
 MISS BLACKCAP ELLSTON J2
 PEAK DOT EASY KEEPER 902T
 ANNIE K OF PEAK DOT 450U
 S A V HARVESTOR 0338
 LFE BA ABIGALE 111Y
 PEAK DOT PIONEER 1130A
 PEAK DOT SUSIE 476B

LFE BA LEWIS 316C
 D NORTHWAY SUSIE 398F
 PEAK DOT SUSIE 2197D

| adj | BIRTH WT. | 205 WT. | 365 WT. | ADG | MILK |
|-----|-----------|---------|---------|------|------|
| | 86 | 741 | 1346 | 3.69 | 3 |



LOT 47

GENETIC CONTRIBUTORS



Northway Buttntop is a straight up performance sire. He sires deep, long bodied, wide topped, square hipped sons that are loaded with raw muscle from front to back. These Buttntop bulls are real world rancher. Bulls that can cover a lot of country and most likely aren't gonna be found laying around in the shade when there's work to be done. We've used Buttntop in our commercial herd a fair bit and have found the calves weigh up heavy at weaning and go on to produce heavy high quality carcasses on the rail and the females make really Good Mothers.

48

NORTHWAY BUTTNTOP 264H

MALE 05/06/2020 2191454 NWC 264H

- LFE REVAMPED 3010C
- S NORTHWAY BUTTNTOP 11F
- KBJ MISTY 66C
- S A V RESOURCE 1441
- S A V MADAME PRIDE 9065
- KBJ ZORZIAL 57A
- KBJ MISTY 452U
- S A V REVERE 1180
- S A V BLACKCAP MAY 4136
- S A V RADIANCE 0801
- ERICA OF PEAK DOT 730T
- S A V HONOR 4842
- D PEAK DOT ERICA 342E
- PEAK DOT ERICA 258C

| adj | BIRTH WT. | 205 WT. | 365 WT. | ADG | MILK |
|-----|-----------|---------|---------|------|------|
| | 88 | 736 | 1326 | 3.63 | 3 |

49

NORTHWAY 233H

MALE 30/06/2020 2199241 NWC 233H

- LFE REVAMPED 3010C
- S NORTHWAY BUTTNTOP 11F
- KBJ MISTY 66C
- S A V RESOURCE 1441
- S A V MADAME PRIDE 9065
- KBJ ZORZIAL 57A
- KBJ MISTY 452U
- HOOVER NO DOUBT
- BARDOLIA OF PEAK DOT 639X
- SANDY BAR GRASSLANDS 94T
- DUCHESS OF PEAK DOT 410T
- PEAK DOT FOR SURE
- D PEAK DOT DUCHESS 340F
- DUCHESS OF PEAK DOT 208W

| adj | BIRTH WT. | 205 WT. | 365 WT. | ADG | MILK |
|-----|-----------|---------|---------|------|------|
| | 87 | 742 | 1378 | 3.78 | 3 |

50

NORTHWAY BUTTNTOP 232H

MALE 30/05/2020 2186609 NWC 232H

- LFE REVAMPED 3010C
- S NORTHWAY BUTTNTOP 11F
- KBJ MISTY 66C
- S A V RESOURCE 1441
- S A V MADAME PRIDE 9065
- KBJ ZORZIAL 57A
- KBJ MISTY 452U
- MOGCK BULLSEYE
- MISS BLACKCAP ELLSTON J2
- MOHNEN SOUTH DAKOTA 402
- ANNIE K OF PEAK DOT 261W
- HOOVER NO DOUBT
- D PEAK DOT ANNIE K 34F
- PEAK DOT ANNIE K 42D

| adj | BIRTH WT. | 205 WT. | 365 WT. | ADG | MILK |
|-----|-----------|---------|---------|-----|------|
| | 90 | 810 | 1425 | 3.9 | 3 |



LOT 50

NORTHWAY BUTTNTOP SONS

51 NORTHWAY BUTTNTOP 368H

MALE 10/06/2020 2191428 NWC 368H

LFE REVAMPED 3010C
 ♂ NORTHWAY BUTTNTOP 11F
 KBJ MISTY 66C

S A V HONOR 4842
 ♂ PEAK DOT ERICA 342E
 PEAK DOT ERICA 258C

S A V RESOURCE 1441
 S A V MADAME PRIDE 9065
 KBJ ZORZIAL 57A
 KBJ MISTY 452U
 S A V REVERE 1180
 S A V BLACKCAP MAY 4136
 S A V RADIANCE 0801
 ERICA OF PEAK DOT 730T

| adj. | BIRTH WT. | 205 WT. | 365 WT. | ADG | MILK |
|------|-----------|---------|---------|------|------|
| | 88 | 780 | 1396 | 3.82 | 3 |

52 NORTHWAY BUTTNTOP 326H

MALE 08/06/2020 2190893 NWC 326H

LFE REVAMPED 3010C
 ♂ NORTHWAY BUTTNTOP 11F
 KBJ MISTY 66C

S A V HONOR 4842
 ♂ PEAK DOT ERICA 342E
 PEAK DOT ERICA 258C

S A V RESOURCE 1441
 S A V MADAME PRIDE 9065
 KBJ ZORZIAL 57A
 KBJ MISTY 452U
 S A V REVERE 1180
 S A V BLACKCAP MAY 4136
 S A V RADIANCE 0801
 ERICA OF PEAK DOT 730T

| adj. | BIRTH WT. | 205 WT. | 365 WT. | ADG | MILK |
|------|-----------|---------|---------|------|------|
| | 91 | 795 | 1453 | 3.98 | 3 |

53 NORTHWAY BUTTNTOP 190H

MALE 22/05/2020 2187084 NWC 190H

LFE REVAMPED 3010C
 ♂ NORTHWAY BUTTNTOP 11F
 KBJ MISTY 66C

PEAK DOT NO DOUBT 209D
 ♂ PEAK DOT DUCHESS 499F
 PEAK DOT DUCHESS 54C

S A V RESOURCE 1441
 S A V MADAME PRIDE 9065
 KBJ ZORZIAL 57A
 KBJ MISTY 452U
 HOOVER NO DOUBT
 MAYFLOWER OF PEAK DOT 64Y
 BUSHES EASY DECISION 98
 DUCHESS OF PEAK DOT 486S

| adj. | BIRTH WT. | 205 WT. | 365 WT. | ADG | MILK |
|------|-----------|---------|---------|------|------|
| | 76 | 710 | 1307 | 3.58 | 2 |

55 NORTHWAY BUTTNTOP 371H

MALE 10/06/2020 2191423 NWC 371H

LFE REVAMPED 3010C
 ♂ NORTHWAY BUTTNTOP 11F
 KBJ MISTY 66C

4M ELEMENT 405
 ♂ PEAK DOT MAYFLOWER 83E
 PEAK DOT MAYFLOWER 653C

S A V RESOURCE 1441
 S A V MADAME PRIDE 9065
 KBJ ZORZIAL 57A
 KBJ MISTY 452U
 POSS ELEMENT 215
 4M BLACKBIRD 2004
 VISION UNANIMOUS 1418
 MAYFLOWER OF PEAK DOT 407S

| adj. | BIRTH WT. | 205 WT. | 365 WT. | ADG | MILK |
|------|-----------|---------|---------|------|------|
| | 81 | 732 | 1326 | 3.63 | 3 |



LOT 54



LOT 56

54 NORTHWAY BUTTNTOP 329H

MALE 08/06/2020 2190778 NWC 329H

LFE REVAMPED 3010C
 ♂ NORTHWAY BUTTNTOP 11F
 KBJ MISTY 66C

4M ELEMENT 405
 ♂ PEAK DOT MAYFLOWER 83E
 PEAK DOT MAYFLOWER 653C

S A V RESOURCE 1441
 S A V MADAME PRIDE 9065
 KBJ ZORZIAL 57A
 KBJ MISTY 452U
 POSS ELEMENT 215
 4M BLACKBIRD 2004
 VISION UNANIMOUS 1418
 MAYFLOWER OF PEAK DOT 407S

| adj. | BIRTH WT. | 205 WT. | 365 WT. | ADG | MILK |
|------|-----------|---------|---------|------|------|
| | 89 | 795 | 1432 | 3.92 | 3 |

56 NORTHWAY BUTTNTOP 356H

MALE 10/06/2020 2190747 NWC 356H

LFE REVAMPED 3010C
 ♂ NORTHWAY BUTTNTOP 11F
 KBJ MISTY 66C

4M ELEMENT 405
 ♂ PEAK DOT MAYFLOWER 83E
 PEAK DOT MAYFLOWER 653C

S A V RESOURCE 1441
 S A V MADAME PRIDE 9065
 KBJ ZORZIAL 57A
 KBJ MISTY 452U
 POSS ELEMENT 215
 4M BLACKBIRD 2004
 VISION UNANIMOUS 1418
 MAYFLOWER OF PEAK DOT 407S

| adj. | BIRTH WT. | 205 WT. | 365 WT. | ADG | MILK |
|------|-----------|---------|---------|------|------|
| | 93 | 854 | 1518 | 4.16 | 3 |

PEAK DOT PERFECTION 102D



Peak Dot Perfection 102D

is the most powerful and complete 4M Element son amongst all we have analyzed. Perfection turned in a record breaking adjusted 1025 pound weaning weight with a weaning ratio of 136. With a start in life at only 84 pounds, Perfection has proven himself here as an easy calving, big time performance sire. The first group of sons he sired turned a group of average weaning weight lot 867 pounds with an average birth weight of only 83 pounds, Perfection is a long bodied bull with added width across his top, wide pin setting, powerful rump, with his muscle tied in down low. His friendly disposition is a plus around here. You will notice that he passes that on to his progeny. This bull has done an excellent job on his first try siring good footed, deep bodied, heavy muscled sons and beautiful broody females.



PDAR 102D



PEAK DOT PERFECTION SONS

| 57 NORTHWAY PERFECTION 184H | | | | | |
|--|------------|---------|---|------|--|
| MALE | 20/05/2020 | 2198997 | NWC 184H | | |
| 4M ELEMENT 405 S PEAK DOT PERFECTION 102D PEAK DOT ANNIE K 1066A | | | POSS ELEMENT 215 4M BLACKBIRD 2004 PEAK DOT PIONEER 9X ANNIE K OF PEAK DOT 934W KROUPALS B&B IDENTITY | | |
| BUSHES WIND CHILL 982 D PEAK DOT PENNY 448D PENNY OF PEAK DOT 820S | | | BUSHES LADY TROOPER 1453 S A V 004 PREDOMINANT 4438 PENNY OF PEAK DOT 543K | | |
| adj. BIRTH WT. | 205 WT. | 365 WT. | ADG | MILK | |
| 80 | 760 | 1343 | 3.68 | 3 | |

| 58 NORTHWAY PERFECTION 367H | | | | | |
|--|------------|---------|---|------|--|
| MALE | 10/06/2020 | 2190791 | NWC 367H | | |
| 4M ELEMENT 405 S PEAK DOT PERFECTION 102D PEAK DOT ANNIE K 1066A | | | POSS ELEMENT 215 4M BLACKBIRD 2004 PEAK DOT PIONEER 9X ANNIE K OF PEAK DOT 934W VISION UNANIMOUS 1418 | | |
| PEAK DOT UNANIMOUS 1113B D PEAK DOT ANN 472F PEAK DOT ANN 183C | | | HEROINE OF PEAK DOT 649X PEAK DOT ELIMINATOR 786Z ANNW OF PEAK DOT 387X | | |
| adj. BIRTH WT. | 205 WT. | 365 WT. | ADG | MILK | |
| 79 | 720 | 1326 | 3.63 | 3 | |

| 59 NORTHWAY PERFECTION 408H | | | | | |
|---|------------|---------|---|------|--|
| MALE | 09/06/2020 | 2190816 | NWC 408H | | |
| 4M ELEMENT 405 PEAK DOT PERFECTION 102D PEAK DOT ANNIE K 1066A | | | POSS ELEMENT 215 4M BLACKBIRD 2004 PEAK DOT PIONEER 9X ANNIE K OF PEAK DOT 934W CONNEALY REFLECTION | | |
| CONNEALY IMPRESSION PINE COULEE PRIMROSE A4 W C C PRIMROSE S414 | | | PEARL PAMMY OF CONANGA 194 S A V 8180 TRAVELER 004 W C C PRIMROSE 1500 | | |
| adj. BIRTH WT. | 205 WT. | 365 WT. | ADG | MILK | |
| 76 | 708 | 1297 | 3.55 | 2 | |



| 60 NORTHWAY PERFECTION 401H | | | | | |
|--|------------|---------|---|------|--|
| MALE | 12/06/2020 | 2190812 | NWC 401H | | |
| 4M ELEMENT 405 S PEAK DOT PERFECTION 102D PEAK DOT ANNIE K 1066A | | | POSS ELEMENT 215 4M BLACKBIRD 2004 PEAK DOT PIONEER 9X ANNIE K OF PEAK DOT 934W VISION UNANIMOUS 1418 | | |
| PEAK DOT UNANIMOUS 1113B D PEAK DOT ANN 472F PEAK DOT ANN 183C | | | HEROINE OF PEAK DOT 649X PEAK DOT ELIMINATOR 786Z ANNW OF PEAK DOT 387X | | |
| adj. BIRTH WT. | 205 WT. | 365 WT. | ADG | MILK | |
| 94 | 830 | 1528 | 4.18 | 3 | |

| 61 NORTHWAY PERFECTION 451H | | | | | |
|--|------------|---------|---|------|--|
| MALE | 16/06/2020 | 2190741 | NWC 451H | | |
| 4M ELEMENT 405 S PEAK DOT PERFECTION 102D PEAK DOT ANNIE K 1066A | | | POSS ELEMENT 215 4M BLACKBIRD 2004 PEAK DOT PIONEER 9X ANNIE K OF PEAK DOT 934W VISION UNANIMOUS 1418 | | |
| PEAK DOT UNANIMOUS 1113B D PEAK DOT ANN 472F PEAK DOT ANN 183C | | | HEROINE OF PEAK DOT 649X PEAK DOT ELIMINATOR 786Z ANNW OF PEAK DOT 387X | | |
| adj. BIRTH WT. | 205 WT. | 365 WT. | ADG | MILK | |
| 80 | 760 | 1373 | 3.76 | 3 | |

PEAK DOT PERFECTION SONS

62

NORTHWAY PERFECTION 364H

MALE 10/06/2020 2191422 NWC 364H

4M ELEMENT 405
 S PEAK DOT PERFECTION 102D
 PEAK DOT ANNIE K 1066A

POSS ELEMENT 215
 4M BLACKBIRD 2004
 PEAK DOT PIONEER 9X
 ANNIE K OF PEAK DOT 934W
 VISIONTOPLINE ROYAL STOCKMAN
 VISION EDELLA 665
 S A V ELIMINATOR 9105
 DUCHESS OF PEAK DOT 155Y

VISION UNANIMOUS 1418
 D PEAK DOT DUCHESS 275F
 PEAK DOT DUCHESS 3A

| adj | BIRTH WT. | 205 WT. | 365 WT. | ADG | MILK |
|-----|-----------|---------|---------|------|------|
| | 91 | 840 | 1512 | 4.14 | 3 |



LOT 62

Pine Coulee Citadel F319 Sons



LOT 64

64

NORTHWAY CITADEL 581H

MALE 05/07/2020 2191789 NWC 581H

PF BROADVIEW 5009
 S PINE COULEE CITADEL F319
 PINE COULEE EVER ENTENSE A40

SANDPOINT BUTKUS X797
 SITZ HENRIETTA PRIDE 643T
 S A V RESOURCE 1441
 SCR EVERELDA ENTENSE 852
 VISION UNANIMOUS 1418
 ERICA OF PEAK DOT 668X
 S A V 004 PREDOMINANT 4438
 HEROINE OF PEAK DOT 553K

PEAK DOT COUNTRY 604B
 D PEAK DOT HEROINE 464D
 HEROINE OF PEAK DOT 327X

| adj | BIRTH WT. | 205 WT. | 365 WT. | ADG | MILK |
|-----|-----------|---------|---------|------|------|
| | 75 | 713 | 1293 | 3.54 | 3 |

63

NORTHWAY CITADEL 528H

MALE 22/06/2020 2199452 NWC 528H

PF BROADVIEW 5009
 S PINE COULEE CITADEL F319
 PINE COULEE EVER ENTENSE A40

SANDPOINT BUTKUS X797
 SITZ HENRIETTA PRIDE 643T
 S A V RESOURCE 1441
 SCR EVERELDA ENTENSE 852
 4M ELEMENT 405
 PEAK DOT ANNIE K 1066A
 PEAK DOT PRIME 733B
 BARBARA OF PEAK DOT 838Y

PEAK DOT PERFECTION 102D
 D NORTHWAY BARBARA 162F
 PEAK DOT BARBARA 429D

| adj | BIRTH WT. | 205 WT. | 365 WT. | ADG | MILK |
|-----|-----------|---------|---------|------|------|
| | 80 | 770 | 1386 | 3.79 | 3 |

65

NORTHWAY CITADEL 463H

MALE 16/06/2020 2199447 NWC 463H

PF BROADVIEW 5009
 S PINE COULEE CITADEL F319
 PINE COULEE EVER ENTENSE A40

SANDPOINT BUTKUS X797
 SITZ HENRIETTA PRIDE 643T
 S A V RESOURCE 1441
 SCR EVERELDA ENTENSE 852
 BUSHES EASY DECISION 98
 LADY OF PEAK DOT 623Z
 HF POWER-UP 72N
 LADY OF PEAK DOT 566N

PEAK DOT LIBERTY 117C
 D PEAK DOT LADY 435F
 LADY OF PEAK DOT 476S

| adj | BIRTH WT. | 205 WT. | 365 WT. | ADG | MILK |
|-----|-----------|---------|---------|------|------|
| | 74 | 719 | 1306 | 3.58 | 3 |

66**NORTHWAY PIONEER 540H**

MALE 25/06/2020 2199443 NWC 540H

PEAK DOT PIONEER 9X
 S PEAK DOT PIONEER 2127D
 DUCHESS OF PEAK DOT 225Y

PEAK DOT UNANIMOUS 409B
 D PEAK DOT PRIDE 2435E
 PRIDE OF PEAK DOT 632U

S A V PIONEER 7301
 DUCHESS OF PEAK DOT 610T
 PEAK DOT RANCLAND 29W
 DUCHESS OF PEAK DOT 649U
 VISION UNANIMOUS 1418
 HEROINE OF PEAK DOT 434U
 PEAK DOT PREDOMINANT 82S
 PRIDE OF PEAK DOT 581S

| adj | BIRTH WT. | 205 WT. | 365 WT. | ADG | MILK |
|-----|-----------|---------|---------|------|------|
| | 85 | 720 | 1355 | 3.71 | 3 |

67**NORTHWAY PIONEER 418H**

MALE 09/06/2020 2199446 NWC 418H

PEAK DOT PIONEER 9X
 S PEAK DOT PIONEER 2127D
 DUCHESS OF PEAK DOT 225Y

PEAK DOT COUNTRY 604B
 D PEAK DOT LADY 370D
 LADY OF PEAK DOT 808S

S A V PIONEER 7301
 DUCHESS OF PEAK DOT 610T
 PEAK DOT RANCLAND 29W
 DUCHESS OF PEAK DOT 649U
 VISION UNANIMOUS 1418
 ERICA OF PEAK DOT 668X
 S A V 004 PREDOMINANT 4438
 LADY OF PEAK DOT 521M

| adj | BIRTH WT. | 205 WT. | 365 WT. | ADG | MILK |
|-----|-----------|---------|---------|------|------|
| | 88 | 815 | 1420 | 3.89 | 3 |

68**NORTHWAY HOMESTEAD 331H**

MALE 08/06/2020 2190880 NWC 331H

CTS REMEDY 1T01
 S ELLINGSON HOMESTEAD 6030
 EA ERICA 1082

4M ELEMENT 405
 D PEAK DOT MAYFLOWER 83E
 PEAK DOT MAYFLOWER 653C

CONNEALY THUNDER
 CTS 7V03 BELLEMERE MAID 9T02
 LT TERRITORY 5824 OF EA
 S A V ALLIANCE 2606
 POSS ELEMENT 215
 4M BLACKBIRD 2004
 VISION UNANIMOUS 1418
 MAYFLOWER OF PEAK DOT 407S

| adj | BIRTH WT. | 205 WT. | 365 WT. | ADG | MILK |
|-----|-----------|---------|---------|------|------|
| | 65 | 710 | 1366 | 3.74 | 3 |

69**NORTHWAY HOMESTEAD 433H**

MALE 14/06/2020 2190786 NWC 433H

CTS REMEDY 1T01
 S ELLINGSON HOMESTEAD 6030
 EA ERICA 1082

JANSSEN EARNHARDT 5003
 D PEAK DOT LADY 184E
 LADY OF PEAK DOT 206Y

CONNEALY THUNDER
 CTS 7V03 BELLEMERE MAID 9T02
 LT TERRITORY 5824 OF EA
 S A V ALLIANCE 2606
 S A V HARVESTOR 0338
 S A V MISS BOBBIE 2470
 PEAK DOT DYNAMITE 126U
 LADY OF PEAK DOT 763T

| adj | BIRTH WT. | 205 WT. | 365 WT. | ADG | MILK |
|-----|-----------|---------|---------|------|------|
| | 80 | 736 | 1332 | 3.65 | 3 |

**LOT 70****LOT 71****70****NORTHWAY HOMESTEAD 328H**

MALE 08/06/2020 2190804 NWC 328H

CTS REMEDY 1T01
 S ELLINGSON HOMESTEAD 6030
 EA ERICA 1082

4M ELEMENT 405
 D PEAK DOT MAYFLOWER 83E
 PEAK DOT MAYFLOWER 653C

CONNEALY THUNDER
 CTS 7V03 BELLEMERE MAID 9T02
 LT TERRITORY 5824 OF EA
 S A V ALLIANCE 2606
 POSS ELEMENT 215
 4M BLACKBIRD 2004
 VISION UNANIMOUS 1418
 MAYFLOWER OF PEAK DOT 407S

| adj | BIRTH WT. | 205 WT. | 365 WT. | ADG | MILK |
|-----|-----------|---------|---------|------|------|
| | 86 | 832 | 1456 | 3.99 | 3 |

71**NORTHWAY BEDROCK 346H**

MALE 11/06/2020 2199455 NWC 346H

MOHNEN BEDROCK 1244
 S PINE COULEE BEDROCK 49E
 MW BLACK NELLIE RITA 032

VISION UNANIMOUS 1418
 D PEAK DOT ANNIE K 543F
 ANNIE K OF PEAK DOT 340Z

MOHNEN SOUTH DAKOTA 402
 MOHNEN JILT 1709
 CONNEALY IMPRESSION
 MW BLACK NELLIE RITA 845
 VISIONTOPLINE ROYAL STOCKMAN
 VISION EDELLA 665
 PEAK DOT RANCLAND 29W
 ANNIE K OF PEAK DOT 723W

| adj | BIRTH WT. | 205 WT. | 365 WT. | ADG | MILK |
|-----|-----------|---------|---------|-----|------|
| | 78 | 718 | 1314 | 3.6 | 3 |



LOT 73

72 NORTHWAY BEDROCK 388H

MALE 11/06/2020 2199448 NWC 388H

MOHNEN BEDROCK 1244
 § **PINE COULEE BEDROCK 49E**
 MW BLACK NELLIE RITA 032

GTA BLACK HOOVER 730B
 Ⓜ **NORTHWAY DIVINA 54F**
 PEAK DOT DIVINA 2126D

MOHNEN SOUTH DAKOTA 402
 MOHNEN JILT 1709
 CONNEALY IMPRESSION
 MW BLACK NELLIE RITA 845
 YOUNG DALE HOOVER DAM 48Z
 BLACK GTA MISS TIG 84Z
 PEAK DOT PIONEER 9X
 DIVINA OF PEAK DOT 205Y

| adj | BIRTH WT. | 205 WT. | 365 WT. | ADG | MILK |
|-----|-----------|---------|---------|------|------|
| | 75 | 740 | 1368 | 3.75 | 3 |

74 NORTHWAY COLOSSAL 399H

MALE 12/06/2020 2190834 NWC 399H

LD CAPITALIST 316
 § **MUSGRAVE 316 COLOSSAL 137**
 MUSGRAVE LADY BARBARA 545

4M ELEMENT 405
 Ⓜ **PEAK DOT LADY 2005E**
 PEAK DOT LADY 545C

CONNEALY CAPITALIST 028
 LD DIXIE ERICA 2053
 MUSGRAVE BIG SKY
 MUSGRAVE LADY BARBARA 272
 POSS ELEMENT 215
 4M BLACKBIRD 2004
 VISION UNANIMOUS 1418
 LADY OF PEAK DOT 706Y

| adj | BIRTH WT. | 205 WT. | 365 WT. | ADG | MILK |
|-----|-----------|---------|---------|------|------|
| | 86 | 768 | 1365 | 3.74 | 3 |

73 NORTHWAY COLOSSAL 397H

MALE 12/06/2020 2190844 NWC 397H

LD CAPITALIST 316
 § **MUSGRAVE 316 COLOSSAL 137**
 MUSGRAVE LADY BARBARA 545

4M ELEMENT 405
 Ⓜ **PEAK DOT LADY 2005E**
 PEAK DOT LADY 545C

CONNEALY CAPITALIST 028
 LD DIXIE ERICA 2053
 MUSGRAVE BIG SKY
 MUSGRAVE LADY BARBARA 272
 POSS ELEMENT 215
 4M BLACKBIRD 2004
 VISION UNANIMOUS 1418
 LADY OF PEAK DOT 706Y

| adj | BIRTH WT. | 205 WT. | 365 WT. | ADG | MILK |
|-----|-----------|---------|---------|------|------|
| | 74 | 753 | 1349 | 3.69 | 3 |



Southern Charm AA 31 Sons

BUBS Southern Charm AA31 was a bull we liked When we Checked him out at Origin we Figured we could definitely Capitalize & build on his Phenotype , Southern Charm is a really deep bodied bull with enough length of body and muscle expression. the Cows We had selected to produce these Southern charm bull calves with for this sale event are Powerfully Constructed, Highly Maternal oriented Cows with Growth Curves To Produce offspring that excel in all Facets of the industry, Be it on the Rail or in the Replacement Pen. If you can find the time to Fire up your Truck and Make a trip up here to check em out, it will be worth your time. o

75 NORTHWAY SOUTHERN CHARM 523H

MALE 22/06/2020 2190808 NWC 523H

SILVEIRAS CONVERSION 8064
 § **BUBS SOUTHERN CHARM AA31**
 HICKORY HILL ERICA 009

CONNEALY ONWARD
 Ⓜ **PINE COULEE BLACK ANNIE U7**
 WAR HILL BLACKBONE ANNIE

BT CROSSOVER 758N
 EXG SARAS DREAM S609 R3
 CONNEALY STIMULUS 8419
 HICKORY HILL ERICA TA32
 CONNEALY LEAD ON
 ALTUNE OF CONANGA 6104
 G A R EXPECTATION 4915
 V T 6807 TRAVELER S32

| adj | BIRTH WT. | 205 WT. | 365 WT. | ADG | MILK |
|-----|-----------|---------|---------|------|------|
| | 89 | 756 | 1368 | 3.75 | 3 |

76 NORTHWAY SOUTHERN CHARM 439H

MALE 16/06/2020 2190793 NWC 439H

SILVEIRAS CONVERSION 8064
 § **BUBS SOUTHERN CHARM AA31**
 HICKORY HILL ERICA 009

CONNEALY IMPRESSION
 Ⓜ **MW BLACK NELLIE RITA 032**
 MW BLACK NELLIE RITA 845

BT CROSSOVER 758N
 EXG SARAS DREAM S609 R3
 CONNEALY STIMULUS 8419
 HICKORY HILL ERICA TA32
 CONNEALY REFLECTION
 PEARL PAMMY OF CONANGA 194
 RITO 112 OF 2536 RITO 616
 MW BLACK NELLIE 232

| adj | BIRTH WT. | 205 WT. | 365 WT. | ADG | MILK |
|-----|-----------|---------|---------|------|------|
| | 83 | 736 | 1325 | 3.63 | 3 |



LOT 77



LOT 78

| 77 NORTHWAY BOCEPHUS 546H | | | | | |
|--|------------|--|----------|------|--|
| MALE | 28/06/2020 | 2191781 | NWC 546H | | |
| HA COWBOY UP 5405 S PINE COULEE BOCEPHUS 101 MW BLACK NELLIE RITA 032 | | HA OUTSIDE 3008 HA BLACKCAP LADY 1602 CONNEALY IMPRESSION MW BLACK NELLIE RITA 845 POSS ELEMENT 215 4M ELEMENT 405 D PEAK DOT BARDOLIA 487D PEAK DOT BARDOLIA 601B | | | |
| 4M ELEMENT 405 D PEAK DOT BARDOLIA 487D PEAK DOT BARDOLIA 601B | | HA OUTSIDE 3008 HA BLACKCAP LADY 1602 CONNEALY IMPRESSION MW BLACK NELLIE RITA 845 POSS ELEMENT 215 4M ELEMENT 405 PEAK DOT PROOF 1066X BARDOLIA OF PEAK DOT 841X | | | |
| adj. BIRTH WT. | 205 WT. | 365 WT. | ADG | MILK | |
| 84 | 756 | 1369 | 3.75 | 3 | |

| 78 NORTHWAY COWHAND 277H | | | | | |
|--|------------|--|----------|------|--|
| MALE | 07/06/2020 | 2198779 | NWC 277H | | |
| HA COWBOY UP 5405 S PINE COULEE COWHAND F306 PINE COULEE EVERELDA W77 | | HA OUTSIDE 3008 HA BLACKCAP LADY 1602 S A V NET WORTH 4200 SITZ EVERELDA ENTENSE 2198 BAR-H CROSSFIRE 63A HF TIBBIE 130B S A V RADIANCE 0801 ANNIE K OF PEAK DOT 261W | | | |
| HF CROSSFIRE 63D D NORTHWAY ANNIE K 169F PEAK DOT ANNIE K 245D | | HA OUTSIDE 3008 HA BLACKCAP LADY 1602 CONNEALY IMPRESSION MW BLACK NELLIE RITA 845 POSS ELEMENT 215 4M ELEMENT 405 PEAK DOT PROOF 1066X BARDOLIA OF PEAK DOT 841X | | | |
| adj. BIRTH WT. | 205 WT. | 365 WT. | ADG | MILK | |
| 70 | 759 | 1381 | 3.78 | 3 | |

| 79 NORTHWAY JET BLACK 793H | | | | | |
|--|------------|---|----------|------|--|
| MALE | 23/12/2020 | 2224400 | NWC 793H | | |
| CONNEALY BLACK GRANITE S BAR R JET BLACK 5063 BAR R IRIS ANITA 0113 | | CONNEALY CONSENSUS 7229 EURA ELGA OF CONANGA 9109 SITZ UPWARD 307R BAR R ANITA 7081 S A V REVERE 1180 S A V BLACKCAP MAY 4136 S A V RADIANCE 0801 ERICA OF PEAK DOT 730T | | | |
| S A V HONOR 4842 D PEAK DOT ERICA 342E PEAK DOT ERICA 258C | | CONNEALY CONSENSUS 7229 EURA ELGA OF CONANGA 9109 SITZ UPWARD 307R BAR R ANITA 7081 CONNEALY LEAD ON ALTUNE OF CONANGA 6104 G A R EXPECTATION 4915 V T 6807 TRAVELER S32 | | | |
| adj. BIRTH WT. | 205 WT. | 365 WT. | ADG | MILK | |
| 86 | 783 | 1351 | 3.7 | 3 | |

| 80 NORTHWAY JET BLACK 1J | | | | | |
|--|------------|---|--------|------|--|
| MALE | 01/01/2021 | 2224269 | NWC 1J | | |
| CONNEALY BLACK GRANITE S BAR R JET BLACK 5063 BAR R IRIS ANITA 0113 | | CONNEALY CONSENSUS 7229 EURA ELGA OF CONANGA 9109 SITZ UPWARD 307R BAR R ANITA 7081 CONNEALY LEAD ON ALTUNE OF CONANGA 6104 G A R EXPECTATION 4915 V T 6807 TRAVELER S32 | | | |
| CONNEALY ONWARD D PINE COULEE BLACK ANNIE U7 WAR HILL BLACKBONE ANNIE | | CONNEALY CONSENSUS 7229 EURA ELGA OF CONANGA 9109 SITZ UPWARD 307R BAR R ANITA 7081 CONNEALY LEAD ON ALTUNE OF CONANGA 6104 G A R EXPECTATION 4915 V T 6807 TRAVELER S32 | | | |
| adj. BIRTH WT. | 205 WT. | 365 WT. | ADG | MILK | |
| 82 | 723 | 1312 | 3.59 | 3 | |

Bar R Jet Black 5063

Bar R Jet Black is a sire we used in our winter Calving Program, he did an outstanding job at producing vigorous calves at birth that come easy then grow like Bad weeds. These young Jet Black Sons are Long Bodied with Good Muscle Expression, Wide Based with Volume & Good Dispositions, representing themselves as top tier herd sire prospects. The cows that we Used to Produce these jet black bulls are some of the Best in the industry, Structurally Correct, Functional in Maternal & Growth & Carcass Traits with Perfect Feet And Udders, were pretty confident that these young bulls possess the necessary traits in a balanced Package that a herd sire should have. It'll be worth the Time to come Check out these guys it'll be pretty tough to Find em much better than These industry, Be it on the Rail or in the Replacement Pen. If you can find the time to Fire up your Truck and Make a trip up here to check em out, it will be worth your time. o

BAR R JET BLACK SONS



LOT 81

| 81 NORTHWAY JET BLACK 3J | | | | | |
|--|---------|------------|--|--------|--|
| MALE | | 01/01/2021 | 2224310 | NWC 3J | |
| CONNEALY BLACK GRANITE S BAR R JET BLACK 5063 BAR R IRIS ANITA 0113 | | | CONNEALY CONSENSUS 7229 EURA ELGA OF CONANGA 9109 SITZ UPWARD 307R BAR R ANITA 7081 JMB TRACTION 292 FROSTY ANSWER 3979 STEVENSON BRUNO 6371 HEROINE OF PEAK DOT 976H | | |
| SCHIEFELBEIN ATTRACTIVE 4565 D PEAK DOT HEROINE 173E HEROINE OF PEAK DOT 471S | | | | | |
| adj. BIRTH WT. | 205 WT. | 365 WT. | ADG | MILK | |
| 85 | 729 | 1323 | 3.62 | 3 | |

| 82 NORTHWAY JET BLACK 13J | | | | | |
|---|---------|------------|--|---------|--|
| MALE | | 03/01/2021 | 2224209 | NWC 13J | |
| CONNEALY BLACK GRANITE S BAR R JET BLACK 5063 BAR R IRIS ANITA 0113 | | | CONNEALY CONSENSUS 7229 EURA ELGA OF CONANGA 9109 SITZ UPWARD 307R BAR R ANITA 7081 VISION UNANIMOUS 1418 ERICA OF PEAK DOT 478U PEAK DOT PIONEER 9X MAYFLOWER OF PEAK DOT 356W | | |
| PEAK DOT PRIME 733B D PEAK DOT MAYFLOWER 412E PEAK DOT MAYFLOWER 1129Z | | | | | |
| adj. BIRTH WT. | 205 WT. | 365 WT. | ADG | MILK | |
| 87 | 756 | 1358 | 3.72 | 3 | |

| 83 NORTHWAY JET BLACK 782H | | | | | |
|--|---------|------------|---|----------|--|
| MALE | | 23/12/2020 | 2224228 | NWC 782H | |
| CONNEALY BLACK GRANITE S BAR R JET BLACK 5063 BAR R IRIS ANITA 0113 | | | CONNEALY CONSENSUS 7229 EURA ELGA OF CONANGA 9109 SITZ UPWARD 307R BAR R ANITA 7081 S A V REVERE 1180 S A V BLACKCAP MAY 4136 S A V RADIANCE 0801 ERICA OF PEAK DOT 730T | | |
| S A V HONOR 4842 D PEAK DOT ERICA 342E PEAK DOT ERICA 258C | | | | | |
| adj. BIRTH WT. | 205 WT. | 365 WT. | ADG | MILK | |
| 80 | 764 | 1346 | 3.69 | 3 | |

| 84 NORTHWAY JET BLACK 834H | | | | | |
|--|---------|------------|---|----------|--|
| MALE | | 30/12/2020 | 2224226 | NWC 834H | |
| CONNEALY BLACK GRANITE S BAR R JET BLACK 5063 BAR R IRIS ANITA 0113 | | | CONNEALY CONSENSUS 7229 EURA ELGA OF CONANGA 9109 SITZ UPWARD 307R BAR R ANITA 7081 S A V REVERE 1180 S A V BLACKCAP MAY 4136 S A V RADIANCE 0801 ERICA OF PEAK DOT 730T | | |
| S A V HONOR 4842 D PEAK DOT ERICA 342E PEAK DOT ERICA 258C | | | | | |
| adj. BIRTH WT. | 205 WT. | 365 WT. | ADG | MILK | |
| 88 | 798 | 1398 | 3.83 | 3 | |

| 85 NORTHWAY JET BLACK 752H | | | | | |
|--|---------|------------|---|----------|--|
| MALE | | 20/12/2020 | 2224259 | NWC 752H | |
| CONNEALY BLACK GRANITE S BAR R JET BLACK 5063 BAR R IRIS ANITA 0113 | | | CONNEALY CONSENSUS 7229 EURA ELGA OF CONANGA 9109 SITZ UPWARD 307R BAR R ANITA 7081 CONNEALY LEAD ON ALTUNE OF CONANGA 6104 G A R EXPECTATION 4915 V T 6807 TRAVELER S32 | | |
| CONNEALY ONWARD D PINE COULEE BLACK ANNIE U7 WAR HILL BLACKBONE ANNIE | | | | | |
| adj. BIRTH WT. | 205 WT. | 365 WT. | ADG | MILK | |
| 79 | 732 | 1328 | 3.64 | 3 | |

| 86 NORTHWAY JET BLACK 790H | | | | | |
|--|---------|------------|---|----------|--|
| MALE | | 23/12/2020 | 2224192 | NWC 790H | |
| CONNEALY BLACK GRANITE S BAR R JET BLACK 5063 BAR R IRIS ANITA 0113 | | | CONNEALY CONSENSUS 7229 EURA ELGA OF CONANGA 9109 SITZ UPWARD 307R BAR R ANITA 7081 S A V REVERE 1180 S A V BLACKCAP MAY 4136 S A V RADIANCE 0801 ERICA OF PEAK DOT 730T | | |
| S A V HONOR 4842 D PEAK DOT ERICA 342E PEAK DOT ERICA 258C | | | | | |
| adj. BIRTH WT. | 205 WT. | 365 WT. | ADG | MILK | |
| 75 | 705 | 1245 | 3.41 | 3 | |

| 87 NORTHWAY JET BLACK 816H | | | | | |
|--|---------|------------|--|----------|--|
| MALE | | 27/12/2020 | 2224204 | NWC 816H | |
| CONNEALY BLACK GRANITE S BAR R JET BLACK 5063 BAR R IRIS ANITA 0113 | | | CONNEALY CONSENSUS 7229 EURA ELGA OF CONANGA 9109 SITZ UPWARD 307R BAR R ANITA 7081 JAUER 7111 TRAVELER 353 719 JAUER 6807 TRAVELER 27 085 N BAR EMULATION EXT SITZ EVERELDA ENTENSE 1137 | | |
| JAUER 353 TRAVELER 589 27 D PINE COULEE EVER ENTENSE X64 SITZ EVERELDA ENTENSE 2198 | | | | | |
| adj. BIRTH WT. | 205 WT. | 365 WT. | ADG | MILK | |
| 84 | 736 | 1286 | 3.52 | 3 | |

BAR R JET BLACK SONS

| 88 NORTHWAY JET BLACK 785H | | | | | |
|----------------------------|-----------|------------|---------------------------|----------|------|
| MALE | | 23/12/2020 | 2224238 | NWC 785H | |
| CONNEALY BLACK GRANITE | | | CONNEALY CONSENSUS 7229 | | |
| S BAR R JET BLACK 5063 | | | EURA ELGA OF CONANGA 9109 | | |
| BAR R IRIS ANITA 0113 | | | SITZ UPWARD 307R | | |
| | | | BAR R ANITA 7081 | | |
| | | | S A V REVERE 1180 | | |
| S A V HONOR 4842 | | | S A V BLACKCAP MAY 4136 | | |
| D PEAK DOT ERICA 342E | | | S A V RADIANCE 0801 | | |
| PEAK DOT ERICA 258C | | | ERICA OF PEAK DOT 730T | | |
| adj. | BIRTH WT. | 205 WT. | 365 WT. | ADG | MILK |
| | 65 | 768 | 1325 | 3.63 | 3 |

| 89 NORTHWAY JET BLACK 791H | | | | | |
|----------------------------|-----------|------------|----------------------------|----------|------|
| MALE | | 23/12/2020 | 2224215 | NWC 791H | |
| CONNEALY BLACK GRANITE | | | CONNEALY CONSENSUS 7229 | | |
| S BAR R JET BLACK 5063 | | | EURA ELGA OF CONANGA 9109 | | |
| BAR R IRIS ANITA 0113 | | | SITZ UPWARD 307R | | |
| | | | BAR R ANITA 7081 | | |
| | | | VISION UNANIMOUS 1418 | | |
| PEAK DOT PRIME 733B | | | ERICA OF PEAK DOT 478U | | |
| D PEAK DOT MAYFLOWER 412E | | | PEAK DOT PIONEER 9X | | |
| PEAK DOT MAYFLOWER 1129Z | | | MAYFLOWER OF PEAK DOT 356W | | |
| adj. | BIRTH WT. | 205 WT. | 365 WT. | ADG | MILK |
| | 82 | 746 | 1336 | 3.66 | 3 |

| 90 NORTHWAY JET BLACK 846H | | | | | |
|----------------------------|-----------|------------|---------------------------|----------|------|
| MALE | | 30/12/2020 | 2224214 | NWC 846H | |
| CONNEALY BLACK GRANITE | | | CONNEALY CONSENSUS 7229 | | |
| S BAR R JET BLACK 5063 | | | EURA ELGA OF CONANGA 9109 | | |
| BAR R IRIS ANITA 0113 | | | SITZ UPWARD 307R | | |
| | | | BAR R ANITA 7081 | | |
| | | | S A V HARVESTOR 0338 | | |
| JANSSEN EARNHARDT 5003 | | | S A V MISS BOBBIE 2470 | | |
| D PEAK DOT LADY 184E | | | PEAK DOT DYNAMITE 126U | | |
| LADY OF PEAK DOT 206Y | | | LADY OF PEAK DOT 763T | | |
| adj. | BIRTH WT. | 205 WT. | 365 WT. | ADG | MILK |
| | 89 | 829 | 1415 | 3.88 | 3 |



| 91 NORTHWAY SOUTHERN CHARM 769H | | | | | |
|---------------------------------|-----------|------------|-------------------------|----------|------|
| MALE | | 22/12/2020 | 2228020 | NWC 769H | |
| SILVEIRAS CONVERSION 8064 | | | BT CROSSOVER 758N | | |
| S BUBS SOUTHERN CHARM AA31 | | | EXG SARAS DREAM S609 R3 | | |
| HICKORY HILL ERICA 009 | | | CONNEALY STIMULUS 8419 | | |
| | | | HICKORY HILL ERICA TA32 | | |
| | | | POSS ELEMENT 215 | | |
| 4M ELEMENT 405 | | | 4M BLACKBIRD 2004 | | |
| D PEAK DOT LADY 2005E | | | VISION UNANIMOUS 1418 | | |
| PEAK DOT LADY 545C | | | LADY OF PEAK DOT 706Y | | |
| adj. | BIRTH WT. | 205 WT. | 365 WT. | ADG | MILK |
| | 64 | 789 | 1387 | 3.8 | 3 |

| 92 NORTHWAY SOUTHERN CHARM 824H | | | | | |
|---------------------------------|-----------|------------|-------------------------|----------|------|
| MALE | | 28/12/2020 | 2224266 | NWC 824H | |
| SILVEIRAS CONVERSION 8064 | | | BT CROSSOVER 758N | | |
| S BUBS SOUTHERN CHARM AA31 | | | EXG SARAS DREAM S609 R3 | | |
| HICKORY HILL ERICA 009 | | | CONNEALY STIMULUS 8419 | | |
| | | | HICKORY HILL ERICA TA32 | | |
| | | | POSS ELEMENT 215 | | |
| 4M ELEMENT 405 | | | 4M BLACKBIRD 2004 | | |
| D PEAK DOT LADY 2005E | | | VISION UNANIMOUS 1418 | | |
| PEAK DOT LADY 545C | | | LADY OF PEAK DOT 706Y | | |
| adj. | BIRTH WT. | 205 WT. | 365 WT. | ADG | MILK |
| | 83 | 758 | 1338 | 3.67 | 3 |

BUBS SOUTHERN CHARM SONS

93 NORTHWAY SOUTHERN CHARM 6J

MALE 01/01/2021 2224467 NWC 6J

SILVEIRAS CONVERSION 8064
S BUBS SOUTHERN CHARM AA31
 HICKORY HILL ERICA 009

S A V HONOR 4842
D PEAK DOT ERICA 342E
 PEAK DOT ERICA 258C

BT CROSSOVER 758N
 EXG SARAS DREAM S609 R3
 CONNEALY STIMULUS 8419
 HICKORY HILL ERICA TA32
 S A V REVERE 1180
 S A V BLACKCAP MAY 4136
 S A V RADIANCE 0801
 ERICA OF PEAK DOT 730T

| adj | BIRTH WT. | 205 WT. | 365 WT. | ADG | MILK |
|-----|-----------|---------|---------|------|------|
| | 85 | 736 | 1310 | 3.59 | 3 |

95 NORTHWAY 826H

MALE 28/12/2020 2224208 NWC 826H

SILVEIRAS CONVERSION 8064
S BUBS SOUTHERN CHARM AA31
 HICKORY HILL ERICA 009

4M ELEMENT 405
D PEAK DOT LADY 2005E
 PEAK DOT LADY 545C

BT CROSSOVER 758N
 EXG SARAS DREAM S609 R3
 CONNEALY STIMULUS 8419
 HICKORY HILL ERICA TA32
 POSS ELEMENT 215
 4M BLACKBIRD 2004
 VISION UNANIMOUS 1418
 LADY OF PEAK DOT 706Y

| adj | BIRTH WT. | 205 WT. | 365 WT. | ADG | MILK |
|-----|-----------|---------|---------|------|------|
| | 82 | 784 | 1346 | 3.69 | 3 |

94 NORTHWAY SOUTHERN CHARM 770H

MALE 22/12/2020 2227989 NWC 770H

SILVEIRAS CONVERSION 8064
S BUBS SOUTHERN CHARM AA31
 HICKORY HILL ERICA 009

4M ELEMENT 405
D PEAK DOT LADY 2005E
 PEAK DOT LADY 545C

BT CROSSOVER 758N
 EXG SARAS DREAM S609 R3
 CONNEALY STIMULUS 8419
 HICKORY HILL ERICA TA32
 POSS ELEMENT 215
 4M BLACKBIRD 2004
 VISION UNANIMOUS 1418
 LADY OF PEAK DOT 706Y

| adj | BIRTH WT. | 205 WT. | 365 WT. | ADG | MILK |
|-----|-----------|---------|---------|------|------|
| | 75 | 764 | 1336 | 3.66 | 3 |



LOT 95



LOT 96



LOT 97

96 NORTHWAY SOUTHERN CHARM 760H

MALE 21/12/2020 2224270 NWC 760H

SILVEIRAS CONVERSION 8064
S BUBS SOUTHERN CHARM AA31
 HICKORY HILL ERICA 009

4M ELEMENT 405
D PEAK DOT LADY 2005E
 PEAK DOT LADY 545C

BT CROSSOVER 758N
 EXG SARAS DREAM S609 R3
 CONNEALY STIMULUS 8419
 HICKORY HILL ERICA TA32
 POSS ELEMENT 215
 4M BLACKBIRD 2004
 VISION UNANIMOUS 1418
 LADY OF PEAK DOT 706Y

| adj | BIRTH WT. | 205 WT. | 365 WT. | ADG | MILK |
|-----|-----------|---------|---------|------|------|
| | 83 | 739 | 1325 | 3.63 | 3 |

97 NORTHWAY SOUTHERN CHARM 14J

MALE 03/01/2021 2224253 NWC 14J

SILVEIRAS CONVERSION 8064
S BUBS SOUTHERN CHARM AA31
 HICKORY HILL ERICA 009

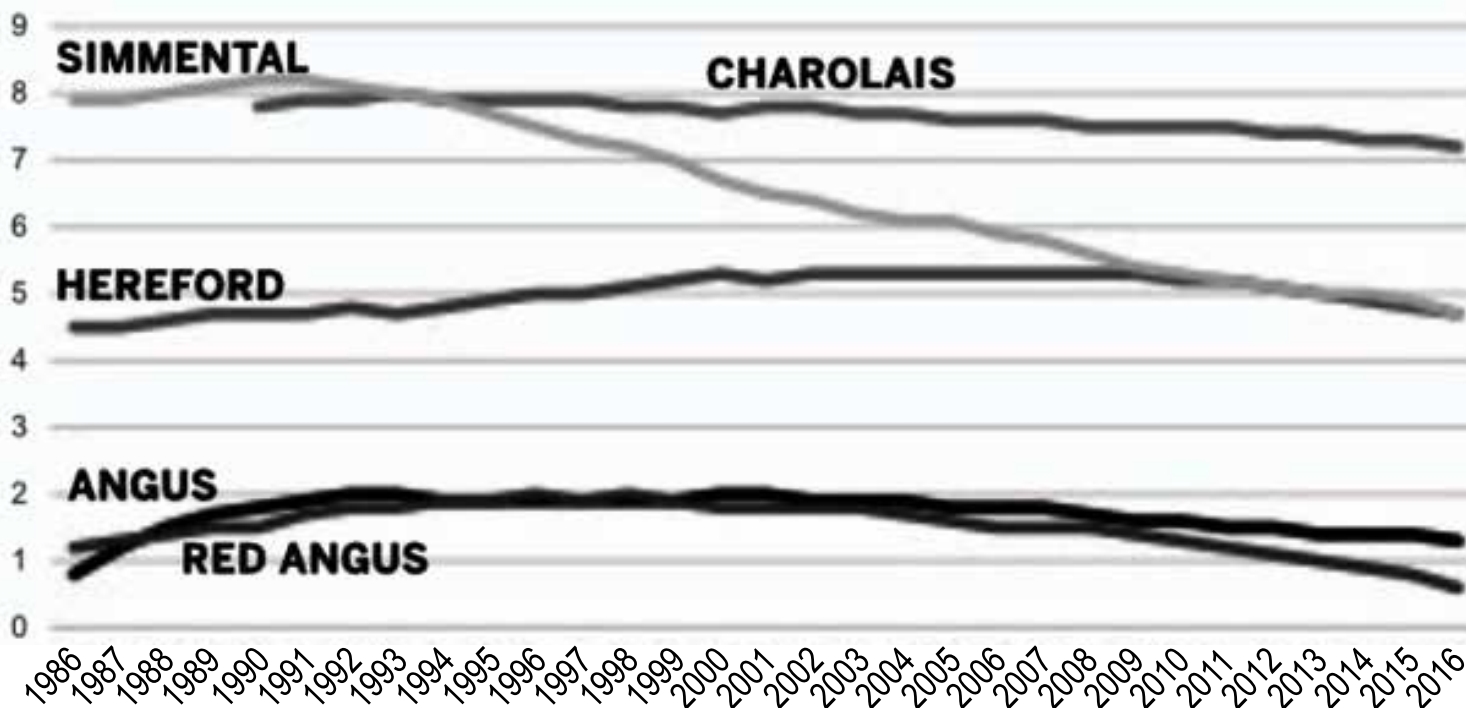
S A V HONOR 4842
D PEAK DOT ERICA 342E
 PEAK DOT ERICA 258C

BT CROSSOVER 758N
 EXG SARAS DREAM S609 R3
 CONNEALY STIMULUS 8419
 HICKORY HILL ERICA TA32
 S A V REVERE 1180
 S A V BLACKCAP MAY 4136
 S A V RADIANCE 0801
 ERICA OF PEAK DOT 730T

| adj | BIRTH WT. | 205 WT. | 365 WT. | ADG | MILK |
|-----|-----------|---------|---------|------|------|
| | 79 | 765 | 1364 | 3.74 | 3 |

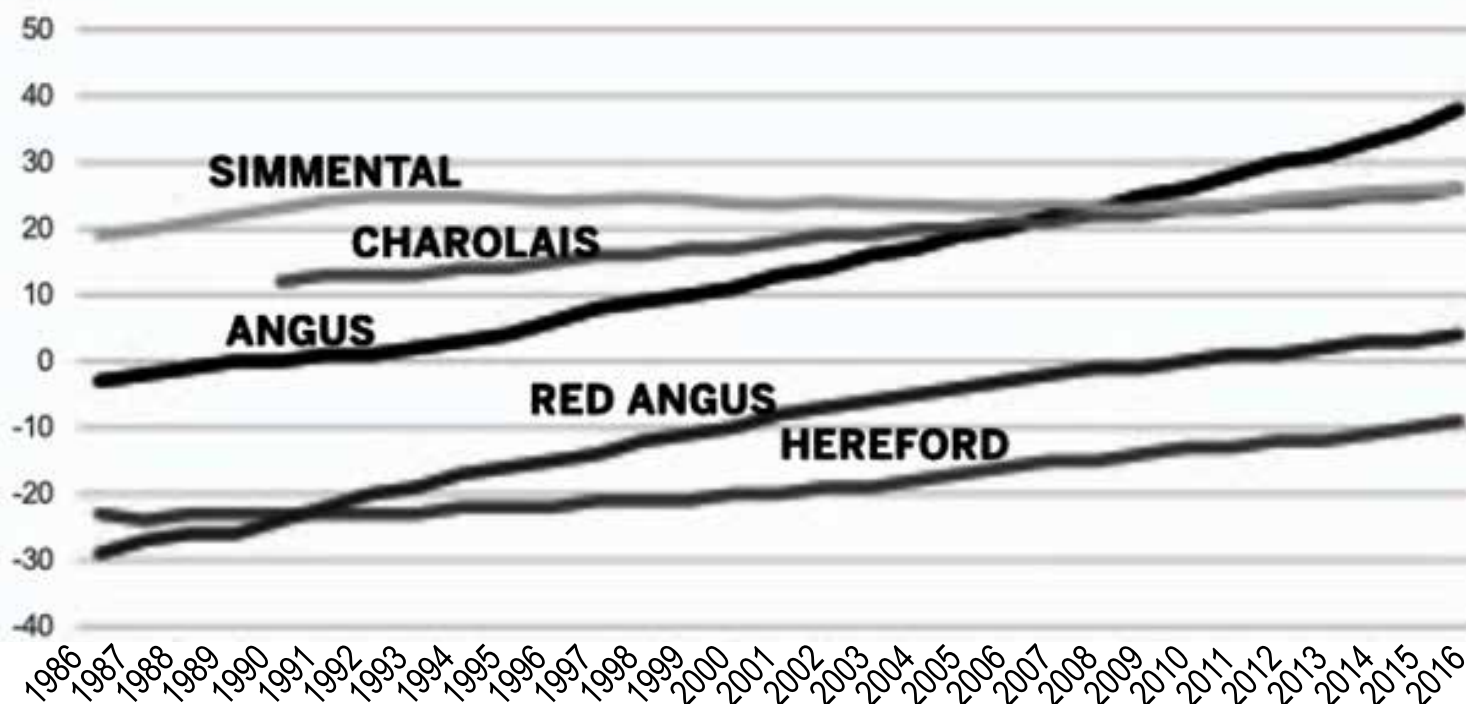
Angus is a Leading Breed for Calving Ease

Average Birth Weight EPD, by Birth Year, on Angus Base



Angus Cattle Produce the Heaviest Carcasses

Average Carcass Weight EPD, by Birth Year, on Angus Base



SKY HIGH/TOPSOIL SONS



LOT 98



LOT 99

98 NORTHWAY SKY HIGH 735H
MALE 18/12/2020 2224474 NWC 735H
 MUSGRAVE BIG SKY
 S MUSGRAVE SKY HIGH 1535
 FLAG QUEEN W 00649
 CONNEALY EARNAN 076E
 SAV PRIMROSE 7861
 S A V 004 DENSITY 4336
 PLATTEMERE QUEEN W 660
 POSS ELEMENT 215
 4M ELEMENT 405
 4M BLACKBIRD 2004
 VISION UNANIMOUS 1418
 LADY OF PEAK DOT 706Y
 PEAK DOT LADY 2005E
 PEAK DOT LADY 545C

| adj | BIRTH WT. | 205 WT. | 365 WT. | ADG | MILK |
|-----|-----------|---------|---------|-----|------|
| | 87 | 743 | 1315 | 3.6 | 3 |

99 NORTHWAY SKY HIGH 799H
MALE 23/12/2020 2224236 NWC 799H
 MUSGRAVE BIG SKY
 S MUSGRAVE SKY HIGH 1535
 FLAG QUEEN W 00649
 CONNEALY EARNAN 076E
 SAV PRIMROSE 7861
 S A V 004 DENSITY 4336
 PLATTEMERE QUEEN W 660
 POSS ELEMENT 215 4M
 BLACKBIRD 2004
 VISION UNANIMOUS 1418
 LADY OF PEAK DOT 706Y
 4M ELEMENT 405
 PEAK DOT LADY 2005E
 PEAK DOT LADY 545C

| adj | BIRTH WT. | 205 WT. | 365 WT. | ADG | MILK |
|-----|-----------|---------|---------|------|------|
| | 84 | 767 | 1354 | 3.71 | 3 |



LOT 100

100 NORTHWAY TOPSOIL 838H
MALE 30/12/2020 2225830 NWC 838H
 S A V TOPSOIL 4354
 S PEAK DOT TOPSOIL 176E
 PRIDE OF PEAK DOT 11Y
 S A V HARVESTOR 0338
 S A V EMBLYNETTE 9044
 PEAK DOT PREDOMINANT 82S
 PRIDE OF PEAK DOT 778P
 MOGCK BULLSEYE
 MISS BLACKCAP ELLSTON J2
 PEAK DOT ELIMINATOR 100Z
 DUCHESS OF PEAK DOT 610T
 HOOVER NO DOUBT
 PEAK DOT DUCHESS 903E
 PEAK DOT DUCHESS 17B

| adj | BIRTH WT. | 205 WT. | 365 WT. | ADG | MILK |
|-----|-----------|---------|---------|------|------|
| | 87 | 786 | 1369 | 3.75 | 3 |

101 NORTHWAY TOPSOIL 827H
MALE 28/12/2020 2225833 NWC 827H
 S A V TOPSOIL 4354
 S PEAK DOT TOPSOIL 176E
 PRIDE OF PEAK DOT 11Y
 S A V HARVESTOR 0338
 S A V EMBLYNETTE 9044
 PEAK DOT PREDOMINANT 82S
 PRIDE OF PEAK DOT 778P
 BUSHS EASY DECISION 98
 BARDOLIA OF PEAK DOT 639X
 VISION UNANIMOUS 1418
 LADY OF PEAK DOT 454W
 PEAK DOT HERDBOOK 151C
 PEAK DOT LADY 2144F
 PEAK DOT LADY 468A

| adj | BIRTH WT. | 205 WT. | 365 WT. | ADG | MILK |
|-----|-----------|---------|---------|------|------|
| | 78 | 719 | 1286 | 3.52 | 3 |

TOPSOIL/NO DOUBT SONS

102

NORTHWAY TOPSOIL 128J

MALE 25/01/2021 2215786 NWC 128J

S A V TOPSOIL 4354
 S PEAK DOT TOPSOIL 176E
 PRIDE OF PEAK DOT 11Y

S A V HARVESTOR 0338
 S A V EMBLYNETTE 9044
 PEAK DOT PREDOMINANT 82S
 PRIDE OF PEAK DOT 778P
 POSS ELEMENT 215
 4M BLACKBIRD 2004
 VISION UNANIMOUS 1418
 PANSY OF PEAK DOT 576S

4M ELEMENT 405
 D PEAK DOT PANSY 90E
 PEAK DOT PANSY 657C

| adj | BIRTH WT. | 205 WT. | 365 WT. | ADG | MILK |
|-----|-----------|---------|---------|------|------|
| | 81 | 763 | 1365 | 3.74 | 3 |



LOT 103

103

NORTHWAY NO DOUBT 686H

MALE 03/12/2020 2224405 NWC 686H

HOOVER NO DOUBT
 S PEAK DOT NO DOUBT 273F
 ANNIE K OF PEAK DOT 689X

MOGCK BULLSEYE
 MISS BLACKCAP ELLSTON J2
 PEAK DOT EASY KEEPER 902T
 ANNIE K OF PEAK DOT 450U
 BUSHS EASY DECISION 98
 LADY OF PEAK DOT 130Y
 PEAK DOT PRIME 733B
 PEAK DOT ANNIE K 37A

PEAK DOT EASY MONEY
 D NORTHWAY ANNIE K 146F
 PEAK DOT ANNIE K 482D

| adj | BIRTH WT. | 205 WT. | 365 WT. | ADG | MILK |
|-----|-----------|---------|---------|-----|------|
| | 76 | 716 | 1278 | 3.5 | 3 |

104

NORTHWAY 659H

MALE 29/11/2020 2224497 NWC 659H

HOOVER NO DOUBT
 S PEAK DOT NO DOUBT 273F
 ANNIE K OF PEAK DOT 689X

MOGCK BULLSEYE
 MISS BLACKCAP ELLSTON J2
 PEAK DOT EASY KEEPER 902T
 ANNIE K OF PEAK DOT 450U
 PRAIRIE PRIDE NEXT STEP 2036
 RBM MISS PRIDE A32
 PEAK DOT RANCLAND 29W
 JESSICA OF PEAK DOT 654U

RBM NEXT STEP D143
 D PEAK DOT JESSICA 567F
 JESSICA OF PEAK DOT 247Y

| adj | BIRTH WT. | 205 WT. | 365 WT. | ADG | MILK |
|-----|-----------|---------|---------|------|------|
| | 63 | 702 | 1226 | 3.36 | 2 |

105

NORTHWAY 706H

MALE 07/12/2020 2224395 NWC 706H

HOOVER NO DOUBT
 S PEAK DOT NO DOUBT 273F
 ANNIE K OF PEAK DOT 689X

MOGCK BULLSEYE
 MISS BLACKCAP ELLSTON J2
 PEAK DOT EASY KEEPER 902T
 ANNIE K OF PEAK DOT 450U
 S A V HARVESTOR 0338
 S A V EMBLYNETTE 9044
 PEAK DOT BOLD 204U
 LADY OF PEAK DOT 782L

S A V TOPSOIL 4354
 D PEAK DOT LADY 512E
 LADY OF PEAK DOT 597Y

| adj | BIRTH WT. | 205 WT. | 365 WT. | ADG | MILK |
|-----|-----------|---------|---------|------|------|
| | 84 | 712 | 1288 | 3.53 | 3 |

106

NORTHWAY BUTTNTOP 622H

MALE 23/11/2020 2225896 NWC 622H

LFE REVAMPED 3010C
 S NORTHWAY BUTTNTOP 11F
 KBJ MISTY 66C

RBM NEXT STEP C531
 D PEAK DOT SUSIE 2071F
 PEAK DOT ROSILLA 390A

S A V RESOURCE 1441
 S A V MADAME PRIDE 9065
 KBJ ZORZIAL 57A
 KBJ MISTY 452U
 PRAIRIE PRIDE NEXT STEP 2036
 RBM H198 A369
 PEAK DOT EPIC 1069X
 ROSILLA OF PEAK DOT 191Y

| adj | BIRTH WT. | 205 WT. | 365 WT. | ADG | MILK |
|-----|-----------|---------|---------|------|------|
| | 71 | 726 | 1302 | 3.57 | 3 |



LOT 107

107 NORTHWAY ATTRACTIVE 595H

MALE 14/10/2020 2225831 NWC 595H

SCHIEFELBEIN ATTRACTIVE 4565 JMB TRACTION 292
 S **NORTHWAY ATTRACTIVE** FROSTY ANSWER 3979
 PEAK DOT LADY 208D HOOVER NO DOUBT
 LADY OF PEAK DOT 761X
 HOLMAN COOL COUNTRY 845
 VBR COOL COUNTRY 52Z JOINT CREEK LIGHTENING LASS 8
 D **LAMB'S QUARTERS BLACKCAP 131C** VALLEY BLOSSOM PFRED 722R
 LAMB'S QUARTERS BLACKCAP 35Y LAMB'S QUARTERS BLACKCAP 44W

| adj. | BIRTH WT. | 205 WT. | 365 WT. | ADG | MILK |
|------|-----------|---------|---------|------|----------|
| | 78 | 714 | 1318 | 3.61 | 3 |

108 NORTHWAY BLACK HOOVER 5J

MALE 01/01/2021 2225839 NWC 5J

GTA BLACK HOOVER 730B YOUNG DALE HOOVER DAM 48Z
 S **NORTHWAY BLACK HOOVER 100F** BLACK GTA MISS TIG 84Z
 KBJ KINCHTRY BEAUTY 54C DWAJO SILVERADO 24A
 KBJ KINCHTRY BEAUTY 231U
 VISION UNANIMOUS 1418
 ERICA OF PEAK DOT 478U
 S A V BULLET 0473
 ANNIE K OF PEAK DOT 306W
 PEAK DOT PRIME 733B
 D **PEAK DOT ANNIE K 493D**
 PEAK DOT ANNIE K 1025Z

| adj. | BIRTH WT. | 205 WT. | 365 WT. | ADG | MILK |
|------|-----------|---------|---------|------|----------|
| | 76 | 709 | 1286 | 3.52 | 3 |

109 NORTHWAY BOCEPHUS 841H

MALE 30/12/2020 2225841 NWC 841H

HA COWBOY UP 5405 HA OUTSIDE 3008
 S **PINE COULEE BOCEPHUS 101** HA BLACKCAP LADY 1602
 MW BLACK NELLIE RITA 032 CONNEALY IMPRESSION
 MW BLACK NELLIE RITA 845
 HOLMAN COOL COUNTRY 845
 JOINT CREEK LIGHTENING LASS 8
 VBR COOL COUNTRY 52Z VALLEY BLOSSOM PFRED 722R
 D **LAMB'S QUARTERS DUCHESS 134C** VALLEY BLOSSOM PFRED 722R
 LAMB'S QUARTERS DUCHESS 81Y LAMB'S QUARTERS DUCHESS 125W

| adj. | BIRTH WT. | 205 WT. | 365 WT. | ADG | MILK |
|------|-----------|---------|---------|------|----------|
| | 89 | 803 | 1409 | 3.86 | 3 |



110 NORTHWAY EASY MONEY 631H

MALE 25/11/2020 2225834 NWC 631H

PEAK DOT EASY MONEY BUSHS EASY DECISION 98
 S **NORTHWAY EASY MONEY 75F** LADY OF PEAK DOT 130Y
 PEAK DOT LADY 2021D GAFFNEY GAME CHANGER 371
 PEAK DOT LADY 376B
 4M ELEMENT 405
 PEAK DOT ANNIE K 1066A
 BUSHS EASY DECISION 98
 HEROINE OF PEAK DOT 649X
 PEAK DOT PERFECTION 102D
 D **NORTHWAY HEROINE 122F**
 PEAK DOT HEROINE 436D

| adj. | BIRTH WT. | 205 WT. | 365 WT. | ADG | MILK |
|------|-----------|---------|---------|------|----------|
| | 73 | 703 | 1244 | 3.41 | 2 |



LOT 109

111 NORTHWAY BLACK HOOVER 705H

MALE 07/12/2020 2212853 NWC 705H

GTA BLACK HOOVER 730B YOUNG DALE HOOVER DAM 48Z
 S **NORTHWAY BLACK HOOVER 161F** BLACK GTA MISS TIG 84Z
 PEAK DOT LADY 75D 4M ELEMENT 405
 PEAK DOT LADY 674A
 MOGCK BULLSEYE
 HOOVER NO DOUBT MISS BLACKCAP ELLSTON J2
 VISION UNANIMOUS 1418
 LADY OF PEAK DOT 109Y
 D **PEAK DOT LADY 573F**
 PEAK DOT LADY 1023B

| adj. | BIRTH WT. | 205 WT. | 365 WT. | ADG | MILK |
|------|-----------|---------|---------|------|----------|
| | 60 | 736 | 1343 | 3.68 | 3 |

112 NORTHWAY REVAMPED 818H

MALE 27/12/2020 2225844 NWC 818H

LFE REVAMPED 3010C S A V RESOURCE 1441
 S **NORTHWAY REVAMPED 313F** S A V MADAME PRIDE 9065
 PEAK DOT HEROINE 436D BUSHS EASY DECISION 98
 HEROINE OF PEAK DOT 649X
 S A V RESOURCE 1441
 S A V MADAME PRIDE 9065 VI-
 SION UNANIMOUS 1418
 PANSY OF PEAK DOT 965X
 LFE REVAMPED 3010C
 D **PEAK DOT PANSY 522F**
 PEAK DOT PANSY 113B

| adj. | BIRTH WT. | 205 WT. | 365 WT. | ADG | MILK |
|------|-----------|---------|---------|------|----------|
| | 86 | 724 | 1321 | 3.62 | 3 |



113 NORTHWAY REVAMPED 792H

| | | | |
|--------------------------|------------|--------------------------|----------|
| MALE | 23/12/2020 | 2225835 | NWC 792H |
| LFE REVAMPED 3010C | | S A V RESOURCE 1441 | |
| S NORTHWAY REVAMPED 313F | | S A V MADAME PRIDE 9065 | |
| PEAK DOT HEROINE 436D | | BUSHS EASY DECISION 98 | |
| PEAK DOT PROOF 1066X | | HEROINE OF PEAK DOT 649X | |
| D PEAK DOT PANSY 2196D | | S A V PIONEER 7301 | |
| PANSY OF PEAK DOT 810Z | | BARBARA OF PEAK DOT 314T | |
| | | S A V BULLET 0473 | |
| | | PANSY OF PEAK DOT 910U | |
| adj. BIRTH WT. | 205 WT. | 365 WT. | ADG MILK |
| 76 | 716 | 1296 | 3.55 3 |

114 NORTHWAY PERFECTION 655H

| | | | |
|----------------------------|------------|---------------------------|----------|
| MALE | 29/11/2020 | 2213397 | NWC 655H |
| PEAK DOT PERFECTION 102D | | 4M ELEMENT 405 | |
| S NORTHWAY PERFECTION 207F | | PEAK DOT ANNIE K 1066A | |
| PEAK DOT DUCHESS 93D | | HOOVER NO DOUBT | |
| GTA BLACK HOOVER 730B | | DUCHESS OF PEAK DOT 278Z | |
| D NORTHWAY DIVISION 175F | | YOUNG DALE HOOVER DAM 48Z | |
| PEAK DOT DIVISION 360D | | BLACK GTA MISS TIG 84Z | |
| | | PEAK DOT PRIME 733B | |
| | | DIVISION OF PEAK DOT 690X | |
| adj. BIRTH WT. | 205 WT. | 365 WT. | ADG MILK |
| 73 | 702 | 1245 | 3.41 3 |

115 NORTHWAY EASY MONEY 664H

| | | | |
|-----------------------------|------------|--------------------------|----------|
| MALE | 30/11/2020 | 2225832 | NWC 664H |
| PEAK DOT EASY MONEY | | BUSHS EASY DECISION 98 | |
| S NORTHWAY EASY MONEY 75F | | LADY OF PEAK DOT 130Y | |
| PEAK DOT LADY 2021D | | GAFFNEY GAME CHANGER 371 | |
| PEAK DOT EASY DECISION 952C | | PEAK DOT LADY 376B | |
| D PEAK DOT DUCHESS 2228F | | BUSHS EASY DECISION 98 | |
| PEAK DOT DUCHESS 2303D | | MIA OF PEAK DOT 40Y | |
| | | KR CASH FLOW | |
| | | DUCHESS OF PEAK DOT 932U | |
| adj. BIRTH WT. | 205 WT. | 365 WT. | ADG MILK |
| 68 | 710 | 1266 | 3.47 3 |



116 NORTHWAY HARVESTOR 698H

| | | | |
|---------------------------|------------|--------------------------|----------|
| MALE | 04/12/2020 | 2225897 | NWC 698H |
| LFE BA LEWIS 316C | | S A V HARVESTOR 0338 | |
| S NORTHWAY HARVESTOR 210F | | LFE BA ABIGALE 111Y | |
| PEAK DOT ANNIE K 415D | | S A V RADIANCE 0801 | |
| PEAK DOT OUTCOME | | NEONIA OF PEAK DOT 801T | |
| D PEAK DOT DUCHESS 216F | | BUSHS EASY DECISION 98 | |
| PEAK DOT DUCHESS 712A | | PEAK DOT ERICA 736B | |
| | | S A V ELIMINATOR 9105 | |
| | | DUCHESS OF PEAK DOT 654N | |
| adj. BIRTH WT. | 205 WT. | 365 WT. | ADG MILK |
| 86 | 763 | 1332 | 3.65 3 |

A healthy immune system equals stronger cattle with greater weight gains.

Add CattlActive® to your program today!

GARLIC OPTION AVAILABLE FOR INSECT CONTROL

DELIVERY OPTIONS AVAILABLE FOR BULK ORDERS

BIODEGRADABLE TUBS

Your Peace Country Dealer for CattlActive® & Zesterra Probiotic Products

PETE STAHL | Cleardale, Alberta

780.835.8291

PINE COULEE PRIMROSE A4



Primrose in her working clothes with her 2018 heifer calf



Northway A4 Classic

is a powerfully constructed, phenotypically balanced herd sire prospect, a classic example of what we're trying to achieve in our program. This young guy checks all the boxes. We feel pretty confident that he has the ability to sire consistency in his calves. Being backed by 2nd to none cow families on both sides of the pedigree making A4 Classic hard to discriminate against.

As the classic saying goes – "Great Sires Come From Great Cows!!" When we first seen Pine Coulee Primrose A4 we could tell she would be something special, Primrose A4 has proven herself as one of the very best cows on the ranch, her consistency and flawless phenotype is just flat out good.



LOT 117



LOT 117

117

NORTHWAY A4 CLASSIC

MALE 30/11/2020 2215757 NWC 666H

SCHIEFELBEIN ATTRACTIVE 4565
 NORTHWAY ATTRACTIVE
 PEAK DOT LADY 208D

JMB TRACTION 292
 FROSTY ANSWER 3979
 HOOVER NO DOUBT
 LADY OF PEAK DOT 761X
 CONNEALY REFLECTION
 PEARL PAMMY OF CONANGA 194
 S A V 8180 TRAVELER 004
 W C C PRIMROSE 1500

CONNEALY IMPRESSION
 PINE COULEE PRIMROSE A4
 W C C PRIMROSE S414


| adj | BIRTH WT. | 205 WT. | 365 WT. | ADG | MILK |
|-----|-----------|---------|---------|------|------|
| | 81 | 863 | 1479 | 4.05 | 3 |



WE BUILD WITH INTEGRITY!


CLEARFAB

A CANADIAN MANUFACTURER OF AGRICULTURAL PRODUCTS



Free Standing Panels

OUR BUSINESS IS BUILT
ON YOUR SATISFACTION!



Fence-line Feeders

A FAMILY OWNED
BUSINESS THAT HAS
OPERATED IN
NORTHERN ALBERTA
SINCE 2001.



Cattle Oilers

For All Your Around The Farm Needs
give us a call today!

Henry Stahl 780.834.7512

WWW.CLEARFABMANUFACTURING.CA

Solar Powered Water Buggies & So Much More!



NORTHWAY

cattle co.

What is the NGCMP Advantage

- 1- The Northway sires you invest in bring with them the opportunity to sell your calves through the NGCMP that we've set up specifically to get you a premium price for your calves.
- 2- We dedicate a lot of effort and research in the cattle business and the genetics we build on are specifically designs to be a premium end product in the packing plant or in the pasture working as mother cows.
- 3- We want the opportunity to buy Northway sired calves back from our customers, paying you; the customer, a premium for those type of calves is still going to be more profitable for us in the end.
- 4- If you are interested in the NGCMP, please contact us and we will explain how it will work and hopefully get you set up.
- 5- We will explain the details of the NGCMP on sale day before the sale. Be sure to tune in on DLMS.ca if you cannot make it to the sale.



Return to:

Bohrson Marketing
RR 4 Site 7 Box 28
Olds, AB T4H 1T8

If you wish to stop receiving catalogues from
BMS, please email jodi@bohrson.com or call/text
403-519-3515 to be removed from the mailing list



RETURN POSTAGE GUARANTEED
PORT DE RETOUR GARANTI



NORTHWAY

cattle co.

